

The Slap at Big Beaver

May 24th - 25th, 2025

PDGA Pro/Am B-Tier

Big Beaver Disc Golf Course

Caddy Guide and Virtual Player's Meeting



Table of Contents

1. Introduction
 - a. Welcome
 - b. Tournament Staff
 - c. Western PA Series Description
 - d. Series Sponsor Information
2. General Event Information
 - a. Tournament Format
 - b. Scorekeeping
 - c. Player's Pack(s), Side Pot(s), and Other
3. Course Information
 - a. Tie Breakers
 - b. Layout Assignments
 - c. Hole Details & Course Rules
4. Acknowledgments, Thank yous, and Post-Event Survey

Introduction

Thank you all for registering for The Slap at Big Beaver 2025. This is the 3rd event in the 2025 Western PA Series. We have taken feedback from the previous 2 years and are happy to introduce the new, 1 round of tee times per day format to allow all competitors to experience the best course in Beaver County.

This event, the course design, and all of the hard work that has gone into building and taking care of this place would not have been possible without Don Rambo, Steve Whitlock, and the entire Big Beaver disc golf crew. If you see them out there, please make sure to pass along your thanks.

Tournament Staff

Tournament Director

Name: Jackson Lozier

Phone: (412) 500-3475

Email: jack@jackpunk.com

Assistant Tournament Director & WPAS Director

Name: Mark Fedorenko

Phone: (618) 301-0462

Email: fedjkodiscgolf@gmail.com

Western Pennsylvania Series

The Western PA Series (WPAS) will consist of a dozen events over the course of 2025. Placement in each event will be worth points with your best 5 events counting towards your point total.

For 2025, PDGA divisions have been consolidated into 4 pools for points.

- ❖ All Pro Players
- ❖ Advanced (FA1/MA1) and Intermediate (FA2/MA2) amateurs
- ❖ Recreational (FA3/MA3) and Novice (FA4/MA4) amateurs
- ❖ Age Protected Amateurs (Junior and 40+ Amateur divisions)

A per player fee is collected from all WPAS events to build the Series Champions purses. The top placers in each of the pools at the end of the season will be paid out in cash and awarded series trophies.

New to this year is the introduction of “Majors.” Majors will consist of the 4 founding series events and will be worth 1.5x points.

For more information on the series including the point structure, payout structure, and full event listing, please visit the series page at www.discgolfscene.com/2025WPAS

Thank you to
our Series
Sponsors!

Camber
Disc Golf Company



Course Design, Instruction,
and Events

ZANFEL 
Poison Ivy, Oak & Sumac Wash



Jesse Kummer - PDGA #173267
Carrie Certo

Luke Lozier - PDGA #267763
Jackson Lozier - PDGA #102037



Thank You to our Series Sponsors!



Designing world-class disc golf courses, managing high-value tournaments and events, and coaching player to improve their performance and enjoyment of the lifetime sport of disc golf has been our passion and business since 1988.

If you are looking to add a disc golf course to your resort, park, or school, Grip It and Rip It Disc Golf as the experience and vision to accomplish your plans. If you want a unique team building experience for your corporate group, Grip It and Rip It Disc Golf can provide it. If you want personalized for yourself, your child, or your students, Grip It and Rip It Disc Golf will work with you to throw farther, putt better, and enjoy disc golf more.



K & K Mechanical Services specializes in residential and commercial HVAC, structural steel fabrication, and engineering/design services. Additionally if you are looking for custom metal fabrication in stainless, aluminum, or carbon steel K & K is able to meet your needs!



North Shore Builders is a licensed and insured home remodeler with over 30 years of experience. Their team has completed interior and exterior remodeling projects with expertise, quality, and communication to meet their clients needs. Whether it be kitchen remodels, new bathrooms, specialized carpentry, flooring replacement, or exterior upgrades, North Shore Builders is ready to help you with any home remodeling project. Estimates are free, call (412)-865-9897.

Thank You to our Series Sponsors!



Maestros' Sauce Co. is a Pittsburgh-based craft hot sauce company dedicated to hand-crafting bold, flavor-forward sauces that elevate every meal. Born out of a love for heat and experimentation, these sauces blend fresh ingredients into unique, well-balanced profiles that enhance every bite. Whether you're a spice enthusiast or live on the mild side and just want to liven up your meals, Maestros' has a sauce for you.



Pittsburgh Flying Disc is a 501c3 Non-Profit organization created to specifically foster and promote national and international sporting competition in the sport of Disc Golf. We are a group of volunteers in the community who have come together to spread the joy of disc golf to others in the greater Pittsburgh Area.

General Information

- ❖ Tournament will play rain or shine. If dangerous weather occurs, players will be notified to suspend play via the PDGA live app and 3 horn blasts. The event will follow PDGA rule 1.07 about suspending and resuming of play.
- ❖ Casual relief will be allowed, with no penalty stroke, should a disc come to rest near dangerous animals, such as venomous snakes or stinging insects, or dangerous plants, such as poison ivy in accordance with Rule 803.02(A). You may also take relief from running water or standing water unless marked as OB or Relief.
- ❖ We hope to have spotters available for a few holes. In the event we do not, PLEASE have the back of the box spot the first 2 shots, then swap with one of the individuals who threw first. In particular, please take this action on holes 8, 11, 12, 15, and 18 as needed.

Tournament Format

- ❖ Competitors will play one (1) round per day in a tee time format starting on hole 1.
- ❖ All competitors will tee from Hole 1's white tee, then will follow their assigned layout with the following exceptions: All competitors will play Hole 18 from the red tee as par 3's.
- ❖ Official Divisional tee order: FPO, Masters Pros, MPO, FA1, Juniors, Masters Ams, MA4, MA3, MA2, MA1
- ❖ Tee times will begin by 9:00AM and the last group will tee off no later than 3:00PM to ensure all competitors will be able to complete the round with plenty of daylight to spare.
- ❖ Competitors must check-in and be near hole 1 at least 5 minutes before your assigned tee time begins. Anyone arriving after this time will incur a 2 stroke penalty.

Scorekeeping

- ❖ We will be using PDGA Live Scoring for this tournament.
 - Access Code: Slap
 - Access code is NOT case sensitive
- ❖ All players are required to maintain a scorecard independently for their group. (Rule 808A)
- ❖ Acceptable scoring methods:
 - Live scoring (preferred)
 - Paper score which must be handed in within 30 minutes of when your round finishes or that player will receive a penalty. (Rule 808F)
- ❖ Paper score cards will be available at Tournament Central upon request.

Player's Packs, Ace Pot, and CTP's

- ❖ Amateur player's packs will consist of an RPM Disc and a custom stamped Zing Snipe.
- ❖ Pro's do not receive a player's pack, but must check-in and will receive their CTP entry tickets.
- ❖ There is a \$5 ace pot available during registration. Day of signups for the ace pot will not be allowed. If there are no aces hit during the event by ace pot registrants, the pot will be split between the Big Beaver course improvement fund and the WPAS Champion's purses.
- ❖ Each participant will receive two (2) tickets for the all day long CTP challenge. The top 3 closest shots will receive prizes when they check in on day 2. Additional attempt tickets may be purchased on the day of, in cash for \$1 each.

Big Beaver Disc Golf Course

- ❖ The course is located across the street from 204 Park Lane, Darlington PA, 16115. Search “Big Beaver Disc Golf Course” on Google maps or follow the link below.
<https://maps.app.goo.gl/egetHzQLd4xnKoGM8>
- ❖ The park has running water, vault toilets in the main lot, and WiFi at the pavilions.
- ❖ The parking lot and the extension should be enough space for all competitors provided you park considerately. The gate may be open for additional parking in the coned and taped off area. There is a small overflow lot. See the pictures section on DGScene for where it is located. **DO NOT PARK ON ANY PRIVATE PROPERTY OR THE SIDE OF THE ROAD.**
- ❖ This is a municipal park, and therefore all players are urged to remember to be considerate of park goers during the tournament.
- ❖ There will be at least 1 practice basket and throwing net set up near hole 1. A warm up area is available in the grassy space between the pavilion and hole 18's basket. A water jug and snacks will be provided between holes 9 and 10 and at tournament central.

Layout Assignments

- ❖ MPO, MP40, and MA1 will play the **Blue Tees** Layout with the following exceptions.
 - Hole 1 - White Tee
 - Hole 7 - White Tee (Par 4)
 - Hole 18 - **Red Tee (Par 3)**
- ❖ FPO, FA1, MP50, MA2, MA3, MA40, and MJ18 will play the White Tees Layout with the following exceptions.
 - Hole 18 - **Red Tee (Par 3)**
- ❖ All other divisions will play the **Red Tees** Layout with the following exceptions.
 - Hole 1 - White Tee
 - and Hole 18 will play as the normal par 4

Tie Breakers

- ❖ All competitors competing for the win must remain at the event until their entire division has completed their 2nd round. In the event of a tie for first place after round 2. All tied competitors will compete in a playoff.
- ❖ Playoffs will play the sudden death format on Holes 1, 2, 3, and 18 on a loop until a winner is decided.
 - Sudden death - Each competitor plays the hole as normal. Any competitor who shoots a higher score than the other competitors will be eliminated. The last competitor remaining will be declared the winner.
 - Individuals who lose the playoff will take a solo or split second place.
 - Example: Players A, B, and C all finish at -10 tied for first after day 2. Each player plays Hole 1. Player's A and C score par while Player B cards a bogey. Player B is eliminated and Players A and C proceed to Hole 2.
- ❖ If there is a playoff, the next tee time will be delayed 1 time gap to allow for the playoff to proceed.

Big Beaver Disc Golf Course

Hole 1 - Par 3

Pin Position - C

Blue Tee & Red Tee Not In Use

White Tee - 327' (100 m)

- ❖ All divisions to throw from White Tee
- ❖ Out of bounds right and long of basket marked by white flags.
- ❖ Rocky trench on left side of fairway plays as casual relief



*Note that this Tee sign does not show any tournament specific rules. Flags and/or paint on the course will match the PDGA live rules and the rules listed in this caddy guide.

Big Beaver Disc Golf Course

Hole 2 - Par 4

Pin Position - C

Blue Tee - 423' (129 m)

White Tee - 386' (118 m)

Red Tee - 307' (94 m)

- ❖ Out of bounds in creek between Blue and White Tees marked by white flags and paint.
- ❖ Out of bounds lines extend indefinitely for this hole marked by white painted arrows. These lines are ONLY in play for hole 2.



*This is the Blue layout Tee sign. It is in this guide only for visual reference for all tees. This tee sign does not show any tournament specific rules. Flags and/or paint on the course will match the PDGA live rules and the rules listed in this caddy guide.

Big Beaver Disc Golf Course

Hole 3 - Par 4

Pin Position - B

Blue Tee - 447' (136 m)

White Tee - 400' (122 m)

Red Tee - 338' (103 m)

❖ No out of bounds



*This is the Blue layout Tee sign. It is in this guide only for visual reference for all tees.

Big Beaver Disc Golf Course

Hole 4 - Par 4

Pin Position - C

Blue Tee - 524' (160 m)

White Tee - 414' (126 m)

Red Tee - 331' (101 m)

- ❖ No out of bounds.
- ❖ Mandatory Casual Relief area marked by red flags.



*This is the Blue layout Tee sign. It is in this guide only for visual reference for all tees.

Big Beaver Disc Golf Course

Hole 5 - Par 4


Pin Position - B

Blue Tee - 329' (100 m)

White Tee - 290' (88 m)

Red Tee - 252' (77 m)

❖ No out of bounds.



*This is the Blue layout Tee sign. It is in this guide only for visual reference for all tees.

Big Beaver Disc Golf Course

Hole 6 - Par 4

Pin Position - B

Blue Tee - 317' (97 m)

White Tee - 278' (85 m)

Red Tee - 234' (71 m)

❖ No out of bounds.



*This is the Blue layout Tee sign. It is in this guide only for visual reference for all tees.

Big Beaver Disc Golf Course

Hole 7 - Par 4/5

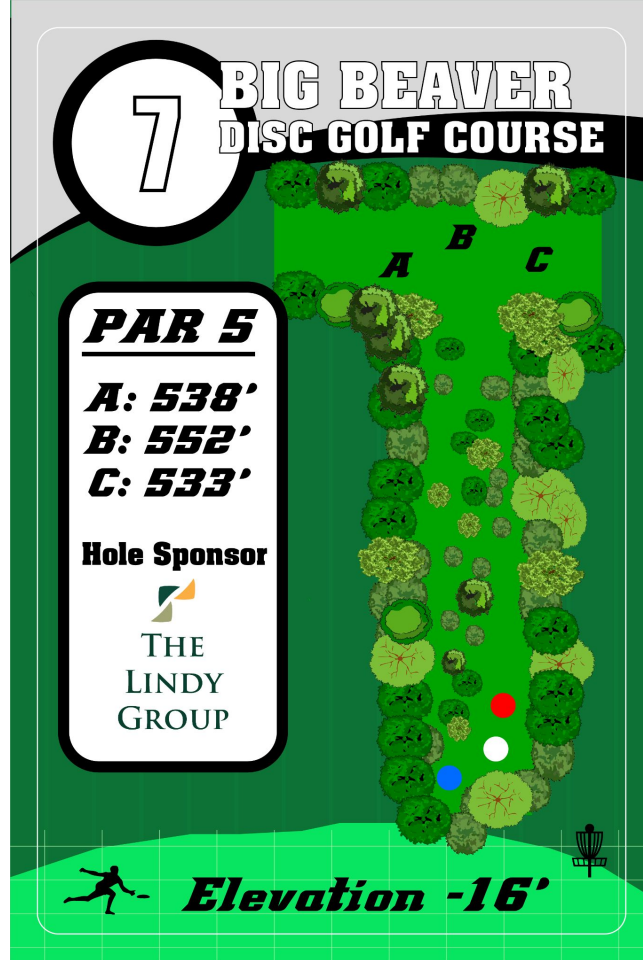
Pin Position - A

Blue Tee Not In Use

White Tee - 538' (164 m)

Red Tee - 479' (146 m)

❖ No out of bounds.



*This is the White layout Tee sign. It is in this guide only for visual reference for all tees.

Big Beaver Disc Golf Course

Hole 8 - Par 4

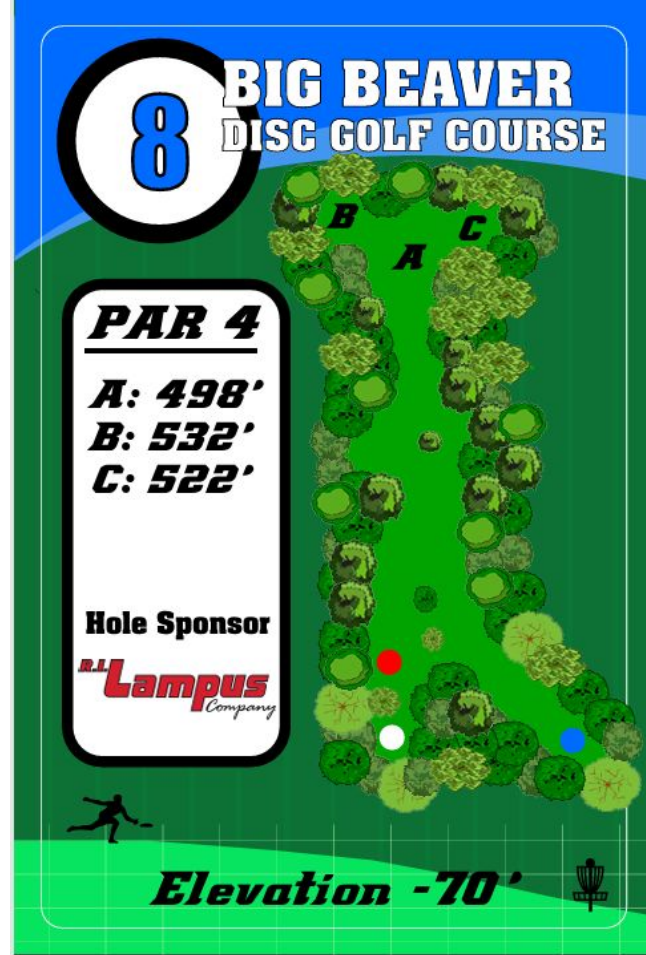
Pin Position - A

Blue Tee - 498' (112 m)

White Tee - 446' (112 m)

Red Tee - 368' (112 m)

- ❖ No out of bounds.
- ❖ Take caution if groups are teeing from hole 9's Blue or White tees



*This is the Blue layout Tee sign. It is in this guide only for visual reference for all tees.

Big Beaver Disc Golf Course

Hole 9 - Par 3

Pin Position - A

Blue Tee - 230' (70 m)

White Tee - 206' (63 m)

Red Tee - 184' (56 m)

❖ No out of bounds.



*This is the Blue layout Tee sign. It is in this guide only for visual reference for all tees.

Big Beaver Disc Golf Course

Hole 10 - Par 3

Pin Position - A

Blue Tee - 359' (109 m)

White Tee - 280' (85 m)

Red Tee - 181' (55 m)

❖ No out of bounds.



*This is the Blue layout Tee sign. It is in this guide only for visual reference for all tees.

Big Beaver Disc Golf Course

Hole 11 - Par 3

Pin Position - A

Blue Tee - 339' (103 m)

White Tee - 280' (85.344 m)

Red Tee - 219' (67 m)

- ❖ No out of bounds.
- ❖ If playing the Blue or White Tee, please use a spotter.
- ❖ Creek is optional casual relief



*Note that not all Tee signs are complete. This is a UDISC rendition showing the approximate hole path.

Big Beaver Disc Golf Course

Hole 12 - Par 4

Pin Position - A

Blue Tee - 477' (145 m)

White Tee - 371' (113 m)

Red Tee - 319' (100 m)

- ❖ Mandatory marked by sign and tape. The line marking the mandatory plane is marked by flags and paint.
- ❖ Red tee is drop zone for missed mandatory
- ❖ Please use a spotter for tee shots.



*Note that not all Tee signs are complete. This is a UDISC rendition showing the approximate hole path.

Big Beaver Disc Golf Course

Hole 13 - Par 5

Pin Position - A

Blue Tee - 745' (227 m)

White Tee - 620' (189 m)

Red Tee - 497' (151 m)

❖ No out of bounds.



*Note that not all Tee signs are complete. This is a UDISC rendition showing the approximate hole path.

Big Beaver Disc Golf Course

Hole 14 - Par 4

Pin Position - A

Blue Tee - 618' (188 m)

White Tee - 521' (159 m)

Red Tee - 429' (131 m)

❖ No out of bounds.



*Note that not all Tee signs are complete. This is a UDISC rendition showing the approximate hole path.

Big Beaver Disc Golf Course

Hole 15 - Par 4

Pin Position - A

Blue Tee - 635' (194 m)

White Tee - 498' (152 m)

Red Tee - 397' (121 m)

- ❖ No out of bounds.
- ❖ PLEASE USE A SPOTTER.



*Note that not all Tee signs are complete. This is a UDISC rendition showing the approximate hole path.

Big Beaver Disc Golf Course

Hole 16 - Par 5

Pin Position - A

Blue Tee - 790' (241 m)

White Tee - 707' (215 m)

Red Tee - 603' (184 m)

- ❖ Out of bounds in or over marked creek on left side of the fairway that continues around the back of the green towards Hole 17. Out of bounds is marked by white flags. Out of bounds continues indefinitely along the line marked by white spray painted arrows at start of creek. This out of bounds line is ONLY in play for hole 16 & 17.
- ❖ You ARE teeing from OB if playing the Blues red tee drop zone if you do not cross



*Note that not all Tee signs are complete. This UDISC rendition shows an estimate of OB lines. Flags and/or paint on the course will match the PDGA live rules and the rules listed in this caddy guide.

Big Beaver Disc Golf Course

Hole 17 - Par 4

Pin Position - A

Blue Tee - 464' (141 m)

White Tee - 407' (124 m)

Red Tee - 374' (114 m)

- ❖ Out of bounds creek on left side of fairway marked by white flags. Out of bounds continues indefinitely along the line marked by white spray painted arrows
- ❖ You ARE teeing from OB red tee drop zone if you do not cross.
- ❖ Unmarked creek past the white flags plays as a optional casual relief area



*Note that not all Tee signs are complete. This UDISC rendition shows an estimate of OB lines. Flags and/or paint on the course will match the PDGA live rules and the rules listed in this caddy guide.

Big Beaver Disc Golf Course

Hole 18 - Par $\frac{3}{4}$

Pin Position - A

Blue Tee & White Tee Not In use

Red Tee - 373' (114 m)

- ❖ All divisions to throw from **Red Tee**
- ❖ No out of bounds.
- ❖ Casual relief may be taken from any standing water or creeks.
- ❖ All divisions playing the Blue or White layout will play this hole as a par 3.
- ❖ All divisions playing the Red layout play this hole as a par 4.



*Note that not all Tee signs are complete. This is a UDISC rendition showing the approximate hole path.

Thank You

Our team appreciates you competing in the event. We hope you have fun and spirited rounds while out on the course.

Upon conclusion of the event, a post tournament survey will be sent out. We ask that you please take the time to fill out the survey so we can make improvements for next year.