



**BELGIAN**  
DISC GOLF

**BELGIAN**  
**CHAMPIONSHIP**  
**2025**  
**CADDYBOOK**



# BK2025 – Park Zandbergen

Welcome to the Belgian Championship 2025, hosted in the beautiful setting of Park Zandbergen! We're thrilled to have you join us for what promises to be an exciting and competitive day of disc golf.

While we warmly welcome all competitors, please note that this tournament serves as the official Belgian National Championship. As such, only Belgian-based players will be eligible for podium positions, trophies, and the official title of Belgian Champion.

Over the course of two rounds, you'll be playing Park Zandbergen on the White Layout.

Scoring will be handled through PDGA Live (<https://www.pdga.com/score>) using the event code **BK2025**. As per standard PDGA rules, at least two players in each group are required to keep score to ensure accuracy.

All rankings and round ratings will be published through PDGA as usual.

We look forward to a weekend filled with sportsmanship, strong drives, and great spirit. Thank you for being part of this special event, let the championship begin!



# Schedule for the day

---

- **8am – 9am: Player registration @HQ, let us know you're there ;-)**
- **9am: Playermeeting @HQ, quick welcome and briefing**
- **9:30am: Start round 1**
- **12:30am: End Round 1, lunchbreak**
- **+/-1:30pm: start round 2**
- **5:00pm: End round 2 and winner ceremony**
- **Cold drinks @HQ all day**



# DISC GOLF PARK ZANDIBERGEN



| HOLE       | 1  | 2  | 3  | 4   | 5  | 6   | 7  | 8  | 9  | OUT | 10  | 11  | 12 | 13 | 14 | 15 | 16  | 17  | 18 | IN  | TOTAL |
|------------|----|----|----|-----|----|-----|----|----|----|-----|-----|-----|----|----|----|----|-----|-----|----|-----|-------|
| PAR        | 3  | 3  | 3  | 4   | 3  | 3   | 3  | 3  | 3  | 28  | 4   | 4   | 3  | 3  | 3  | 3  | 3   | 3   | 3  | 29  | 57    |
| LENGTH (M) | 66 | 66 | 77 | 119 | 86 | 105 | 66 | 76 | 89 | 758 | 115 | 118 | 66 | 89 | 70 | 86 | 104 | 101 | 89 | 815 | 1573  |



## Hole 1 – Double Mando

This hole features a Double Mandatory between two marked trees. All throws must pass between the mando trees.

- If the mando is missed, proceed directly to the Drop Zone located between the mando trees.
- Add one penalty stroke to your score.

**1**

**66M PAR 3**

DOUBLE MANDO  
WHEN MISSED  
NEXT SHOT FROM  
DROPZONE  
+1 PENALTY

THANK YOU  
"BOGEYBRUURS" NATHAN, ROBBERT AND VINCENT  
FOR SPONSORING HOLE #1

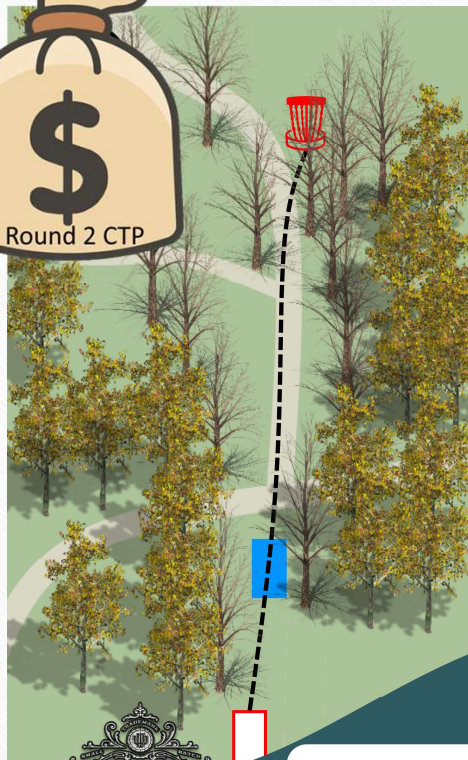
**DISC GOLF PARK ZANDBERGEN**

**PLAY SMART**  
Never throw into a blind area or when  
players, spectators, pedestrians, or other  
facility users are within range. Use a spotter.

**RESPECT THE COURSE**  
Observe all posted rules. No littering,  
graffiti, or abuse of equipment or flora.

**REPRESENT THE SPORT**  
Be positive and responsible. Teach others.





**DISCOGOLF PARK ZANDBERGEN**

**PLAY SMART**

Never throw into a blind area or when players, spectators, pedestrians, or other facility users are within range. Use a spotter.

**RESPECT THE COURSE**

Observe all posted rules. No littering, graffiti, or abuse of equipment or flora.

**REPRESENT THE SPORT**

Be positive and responsible. Teach others.

**2**

**80M PAR 3**

NOTHING  
SPECIAL  
WATCH OUT FOR  
PEOPLE CROSSING




THANK YOU  
'WESTERN WILD SPIRITS' CHRISTOPHE  
FOR SPONSORING HOLE #2

## Hole 2 – Standard Play !! ROUND 2 CTP Hole !!

No mandatory, no OB. Play it straight and clean.

## Hole 3 – Standard Play

No mandatory, no OB.  
Pay attention to people coming down the path.



**DISCOGOLF PARK ZANDBERGEN**

**PLAY SMART**

Never throw into a blind area or when players, spectators, pedestrians, or other facility users are within range. Use a spotter.

**RESPECT THE COURSE**

Observe all posted rules. No littering, graffiti, or abuse of equipment or flora.

**REPRESENT THE SPORT**

Be positive and responsible. Teach others.

**3**

**80M PAR 3**

NOTHING  
SPECIAL  
WATCH OUT FOR  
PEOPLE CROSSING



THANK YOU  
'DATAMINDED' KRIS PEETERS  
FOR SPONSORING HOLE #3





# 4

120M PAR 4

OB ON THE LEFT  
ON AND DOWN  
THE SLOPE  
NORMAL OB RULES  
NEXT SHOT +1  
WHERE OB



THANK YOU  
'NNSNS' PATRICK POTH  
FOR SPONSORING HOLE #4

NNSNS  
DISC GOLF PARK ZANDBERGEN

PLAY SMART

Never throw into a blind area or when  
players, spectators, pedestrians, or other  
facility users are within range. Use a spotter.

RESPECT THE COURSE

Observe all posted rules. No littering,  
graffiti, or abuse of equipment or flora.

REPRESENT THE SPORT

Be positive and responsible. Teach others.

## Hole 4 - Out of Bounds, Left Side

On this hole, the left side is considered OB if your disc comes to rest on or down the slope.

- The OB area will be clearly marked with flags to help with visual judgment.
- In case of uncertainty, the benefit of the doubt goes to the player – if it's not clearly OB, it is considered in bounds.
- If your disc is OB, your next throw is played from the last point where the disc was in bounds, with a one-stroke penalty.

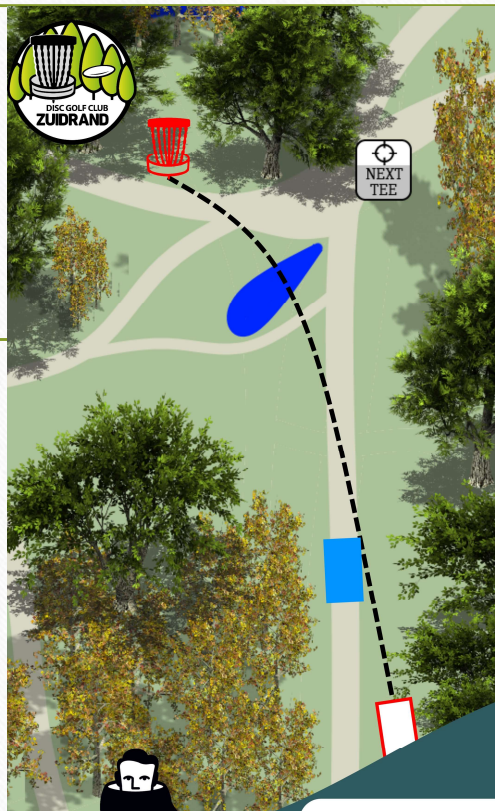


## Hole 5 - OB Long, Pond Behind the Basket

- The pond long of the basket is Out of Bounds.
- The OB line is clearly marked with flags.
- If your disc lands in the pond beyond the flagged OB line, proceed with a one-stroke penalty and play your next shot from the last point in bounds (normal ob rules).

### Casual Water – Blue Area in Front of the Basket

- The blue area in front of the basket is a small, shallow depression that may occasionally contain water. If there is water present and your disc lands in it, it is considered Casual Water.
- In that case, you may take free relief and play your next shot from behind the water, on the side closest to the tee pad, keeping the basket and your disc in line. If the area is dry, simply play your lie as it is.




DISC GOLF CLUB  
ZUIDRAND

NEXT  
TEE

5

86M PAR 3

OB IN WATER LONG  
+1 STROKE  
CASUAL RELIEF  
FROM  
PONT IN FRONT



THANK YOU  
"NNSNS" PATRICK POTH  
FOR SPONSORING HOLE #5

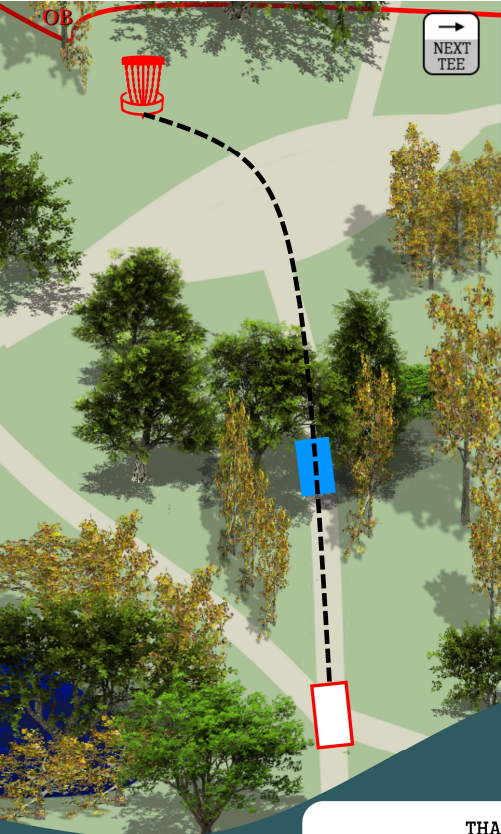
NNSNS  
DISC GOLF PARK ZANDBERGEN

PLAY SMART  
Never throw into a blind area or when  
players, spectators, pedestrians, or other  
facility users are within range. Use a spotter.

RESPECT THE COURSE  
Observe all posted rules. No littering,  
graffiti, or abuse of equipment or flora.

REPRESENT THE SPORT  
Be positive and responsible. Teach others.






OB

NEXT TEE

**6**

**105M PAR 3**

OB ON AND DOWN THE SLOPE BEHIND THE BASKET  
NORMAL OB RULES



THANK YOU  
PIETER VAN IMPE  
FOR SPONSORING HOLE #6

**DISC GOLF PARK ZANDBERGEN**

**PLAY SMART**  
Never throw into a blind area or when players, spectators, pedestrians, or other facility users are within range. Use a spotter.

**RESPECT THE COURSE**  
Observe all posted rules. No littering, graffiti, or abuse of equipment or flora.

**REPRESENT THE SPORT**  
Be positive and responsible. Teach others.

## Hole 6 - OB Long, Slope Behind the Basket

- The area down the slope behind the basket is Out of Bounds.
- The OB line is clearly marked with flags.
- If your disc crosses this line and comes to rest OB, play your next shot from the last point in bounds with a one-stroke penalty.

## Safety Notice – Crossing Players

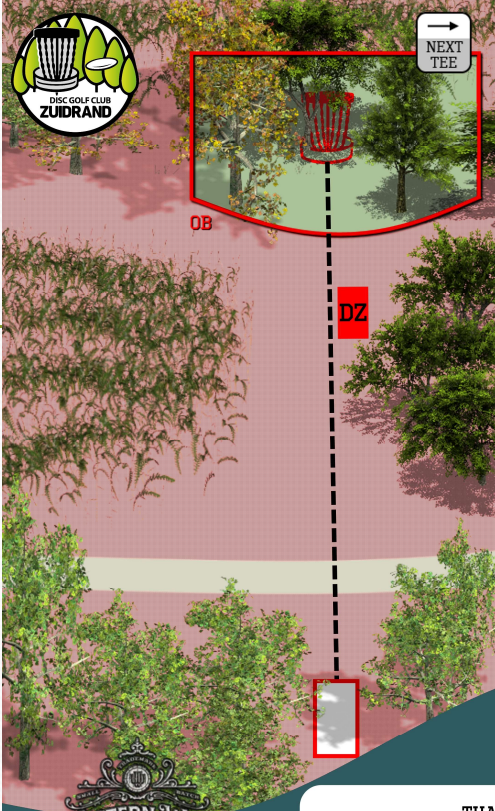
- **Please be aware of players crossing the fairway from right to left coming from Hole 7.**
- **Always check if the fairway is clear before throwing. Safety first!**



## Hole 7 - Island Green!

This hole features an Island Green – your disc must come to rest within the marked island area to be considered in bounds.

- If you miss the island, proceed to the Drop Zone for your next throw.
- A one-stroke penalty will be added to your score.




The diagram shows a disc golf hole layout. At the top, a circular logo for 'DISC GOLF CLUB ZUIDRAND' is visible. A dashed line represents the fairway, leading to a green area labeled 'ISLAND' with a red border. A red disc is shown in the air above the island. A red box labeled 'DZ' (Drop Zone) is located further down the fairway. A 'NEXT TEE' sign with an arrow points to the right. The background is a stylized landscape with trees and a pinkish ground.

**7**  
**7**

**57M PAR 3  
ISLAND**

WHEN MISSED  
NEXT SHOT FROM  
DROPZONE (DZ)  
+1 PENALTY



THANK YOU  
"WESTERN WILD SPIRITS" CHRISTOPHE  
FOR SPONSORING HOLE #7

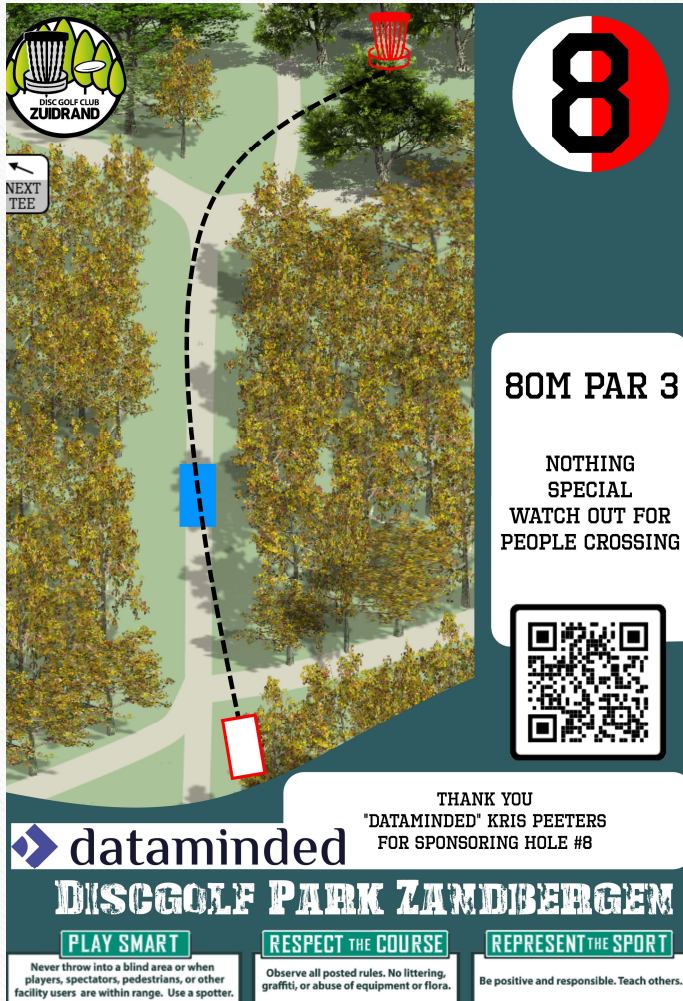
**DISC GOLF PARK ZANDBERGEN**

**PLAY SMART**  
Never throw into a blind area or when  
players, spectators, pedestrians, or other  
facility users are within range. Use a spotter.

**RESPECT THE COURSE**  
Observe all posted rules. No littering,  
graffiti, or abuse of equipment or flora.

**REPRESENT THE SPORT**  
Be positive and responsible. Teach others.





The signage for Hole 8 at Disc Golf Park Zandbergen features a large circular hole number '8' with a red and white background. To the left is a 3D aerial view of the hole, showing a dashed line from the tee box to the basket, a blue square marker on the fairway, and a red rectangular marker near the basket. A 'NEXT TEE' sign with an arrow is also visible. Text on the sign includes 'DISC GOLF CLUB ZUIDRAND' with a logo, '80M PAR 3', 'NOTHING SPECIAL WATCH OUT FOR PEOPLE CROSSING', a QR code, and a thank you message to 'DATAMINDED' KRIS PEETERS. At the bottom are three sections: 'PLAY SMART' (Never throw into a blind area or when players, spectators, pedestrians, or other facility users are within range. Use a spotter.), 'RESPECT THE COURSE' (Observe all posted rules. No littering, graffiti, or abuse of equipment or flora.), and 'REPRESENT THE SPORT' (Be positive and responsible. Teach others.).

DISC GOLF CLUB  
ZUIDRAND

NEXT  
TEE

8

80M PAR 3

NOTHING  
SPECIAL  
WATCH OUT FOR  
PEOPLE CROSSING

THANK YOU  
"DATAMINDED" KRIS PEETERS  
FOR SPONSORING HOLE #8

**dataminded**

**DISC GOLF PARK ZANDBERGEN**

**PLAY SMART**  
Never throw into a blind area or when  
players, spectators, pedestrians, or other  
facility users are within range. Use a spotter.

**RESPECT THE COURSE**  
Observe all posted rules. No littering,  
graffiti, or abuse of equipment or flora.

**REPRESENT THE SPORT**  
Be positive and responsible. Teach others.

## Hole 8 - Standard Play, No OB

This hole has no special rules or OB

### Safety Reminder

- **Keep an eye out for players approaching from behind the corner.**
- **Also be aware of players walking from Hole 11 to Hole 12, who may cross or pass near the fairway.**
- **Always make sure the area is clear before throwing. Safety comes first!**




## Hole 9 - Standard Play, No Special OB

This hole has no special OB

### Safety Reminder

- The tee for Hole 10 is located on the left side.
- This hole also crosses fairways with Hole 11, so caution is essential.
- A spotter will guide play using a flag system:
  - Green flag: You're clear to throw.
  - Red flag: Hold your throw – wait until it's safe.
- Always check with the spotter before playing your shot. Safety first, smooth flow for all!




**DISC GOLF CLUB ZUIDRAND**

**NEXT TEE**

**9**

**90M PAR 3**

WATCH OUT FOR  
PEOPLE CROSSING  
AND PEOPLE  
PLAYING  
CROSSING HOLE



THANK YOU  
"KEIKY BV" KADI PINT  
FOR SPONSORING HOLE #9

**DISC GOLF PARK ZANDBERGEN**

**PLAY SMART**  
Never throw into a blind area or when players, spectators, pedestrians, or other facility users are within range. Use a spotter.

**RESPECT THE COURSE**  
Observe all posted rules. No littering, graffiti, or abuse of equipment or flora.

**REPRESENT THE SPORT**  
Be positive and responsible. Teach others.



## Hole 10 – OB rough left

### Out of Bounds (OB):

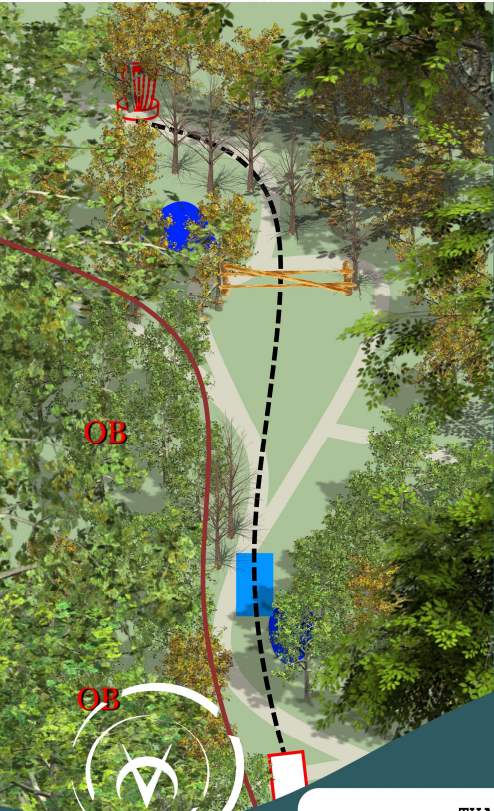
- The left side is OB if the disc lands in the thick rough beyond the flagged line.
- The pond on the left, located behind the fence, is also OB.

### Special Rule – Fence Area:

- If your disc lands within the fence wall, you are granted casual relief.
- Proceed without penalty, placing your lie one meter back, in line with the basket.

### Safety & Spotting:


- **Be aware of players on or returning from the green.**
- **Always check the spotter's signal before throwing.**



# 10

**120M PAR 4**

OB ON THE LEFT  
ON AND DOWN  
THE SLOPE  
NORMAL OB RULES  
NEXT SHOT +1  
WHERE OB



THANK YOU  
"COSMIC VIBE" LUC JACOBS  
FOR SPONSORING HOLE #10

[www.CosmicVibe.be](http://www.CosmicVibe.be)

**DISC GOLF PARK ZANDBERGEN**

**PLAY SMART**  
Never throw into a blind area or when  
players, spectators, pedestrians, or other  
facility users are within range. Use a spotter.

**RESPECT THE COURSE**  
Observe all posted rules. No littering,  
graffiti, or abuse of equipment or flora.

**REPRESENT THE SPORT**  
Be positive and responsible. Teach others.

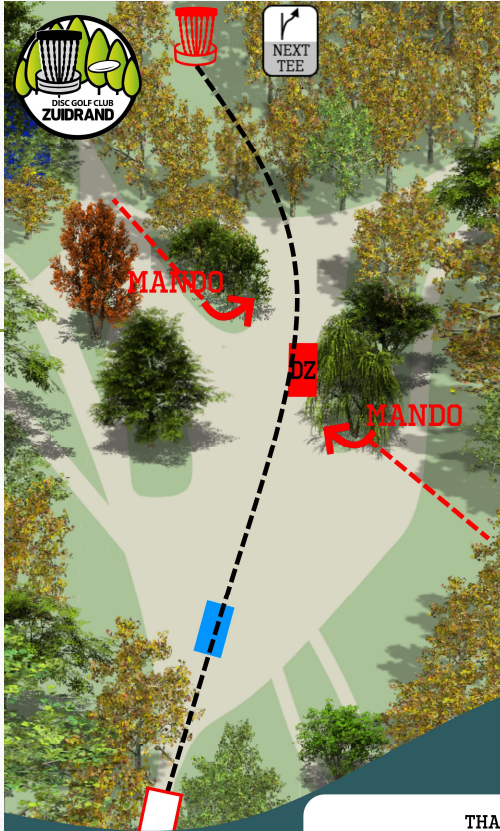


## Hole 11 – Mando left and right

There is a mandatory (mando) tree on the left and right.

Your disc must pass between them. If you miss one of the mando's, proceed to the drop zone for your next shot and take a one-stroke penalty.


**This hole crosses fairways with Hole 9. Always check with the spotter before throwing. Be cautious of players teeing off at Hole 10.**



**11**

**130M PAR 4**

DOUBLE MANDO  
MARKED TREE  
LEFT AND RIGHT  
WHEN MISSED  
NEXT SHOT FROM  
DROPZONE (DZ)  
+1 PENALTY



THANK YOU  
CINDY & PETER  
FOR SPONSORING HOLE #10


**DISC GOLF PARK ZANDBERGEN**

**PLAY SMART**  
Never throw into a blind area or when players, spectators, pedestrians, or other facility users are within range. Use a spotter.

**RESPECT THE COURSE**  
Observe all posted rules. No littering, graffiti, or abuse of equipment or flora.

**REPRESENT THE SPORT**  
Be positive and responsible. Teach others.






# 12

82M PAR 3

NOTHING SPECIAL  
AVOID TREES



THANK YOU  
'DATAMINDED' KRIS PEETERS  
FOR SPONSORING HOLE #15

**dataminded**

**DISC GOLF PARK ZANDBERGEN**

**PLAY SMART**

Never throw into a blind area or when players, spectators, pedestrians, or other facility users are within range. Use a spotter.

**RESPECT THE COURSE**

Observe all posted rules. No littering, graffiti, or abuse of equipment or flora.

**REPRESENT THE SPORT**

Be positive and responsible. Teach others.

## Hole 12 – avoid bumping trees

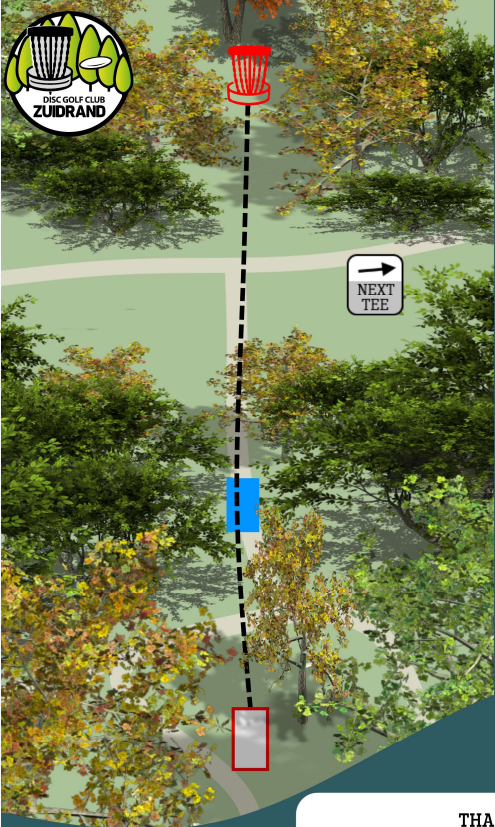
No special OB or Mando rules



## Hole 13 – Don't go long

No special OB rules but it's not advised to go long as it slopes down and is pretty rough back there.


**Watch out for other players/people coming from behind the corner, crossing fairways with hole 14.**



**13**

**75M PAR 3**

NOTHING SPECIAL  
WATCH OUT FOR  
PEOPLE CROSSING  
AND  
CROSSING HOLE



THANK YOU  
REMBERT, BRAM, ANTHONY, SERVAAS  
FOR SPONSORING HOLE #12

**DISC GOLF PARK ZANDBERGEN**

**PLAY SMART**  
Never throw into a blind area or when players, spectators, pedestrians, or other facility users are within range. Use a spotter.

**RESPECT THE COURSE**  
Observe all posted rules. No littering, graffiti, or abuse of equipment or flora.

**REPRESENT THE SPORT**  
Be positive and responsible. Teach others.



## Hole 14 – rough left

No special OB rules

**Watch out for other players/people coming from behind the corner or still playing the hole, crossing fairways with hole 13.**



**14**

90M PAR 3

NOTHING SPECIAL  
WATCH OUT FOR  
CROSSING HOLE



THANK YOU  
XAVIER, ANTHONY, NATHAN, ROBBERT, ASTRID,  
VINCENT, AUWE, RUDY, WOUTER, JEROEN, KRIS,  
DIETER, MELIS, RAGNAR, THOMAS, PATRICK,  
KADI, PETER, JAAN

**DISC GOLF PARK ZANDBERGEN**

**PLAY SMART**  
Never throw into a blind area or when  
players, spectators, pedestrians, or other  
facility users are within range. Use a spotter.

**RESPECT THE COURSE**  
Observe all posted rules. No littering,  
graffiti, or abuse of equipment or flora.

**REPRESENT THE SPORT**  
Be positive and responsible. Teach others.





15

75M PAR 3

NOTHING SPECIAL



THANK YOU  
"COSMIC VIBE" LUC JACOBS  
FOR SPONSORING HOLE #14

[www.CosmicVibe.be](http://www.CosmicVibe.be)

DISC GOLF PARK ZANDBERGEN

PLAY SMART

Never throw into a blind area or when players, spectators, pedestrians, or other facility users are within range. Use a spotter.

RESPECT THE COURSE

Observe all posted rules. No littering, graffiti, or abuse of equipment or flora.

REPRESENT THE SPORT

Be positive and responsible. Teach others.

## Hole 15 – avoid treekicks

No special OB rules





# 16

**80M PAR 3**

OB LONG OVER  
WOOD STICK LINE  
OB FAR RIGHT  
ON AND DOWN  
THE SLOPE  
OB FAR LEFT  
OTHER FAIRWAY



THANK YOU  
TO ALL DISC GOLF ZUIDRAND MEMBERS  
BECOME A CLUBMEMBER  
[WWW.DISCGOLFZUIDRAND.BE](http://WWW.DISCGOLFZUIDRAND.BE)

**DISCGOLF PARK ZANDBERGEN**

**PLAY SMART**

Never throw into a blind area or when players, spectators, pedestrians, or other facility users are within range. Use a spotter.

**RESPECT THE COURSE**

Observe all posted rules. No littering, graffiti, or abuse of equipment or flora.

**REPRESENT THE SPORT**

Be positive and responsible. Teach others.



## Hole 16 – OB long !! Round 1 CTP Hole !!

OB long behind the flags over the small branch wall behind the basket. OB far left (fairway 17) and OB right down the slope passed the flagged line.





OB right behind the wall (marked with flags) OB left over the top of the slope on the fairway of hole 4 (OB line hole 4/17)



OB LEFT AND LONG  
ON TOP OF SLOPE  
OB RIGHT OVER  
WOODSTICK WALL  
LONG RIGHT IN  
SWAMP AREA  
NORMAL OB RULES



# DISC GOLF PARK ZANDBERGEN

Never throw into a blind area or when players, spectators, pedestrians, or other facility users are within range. Use a spotter.

Observe all posted rules. No littering, graffiti, or abuse of equipment or flora.

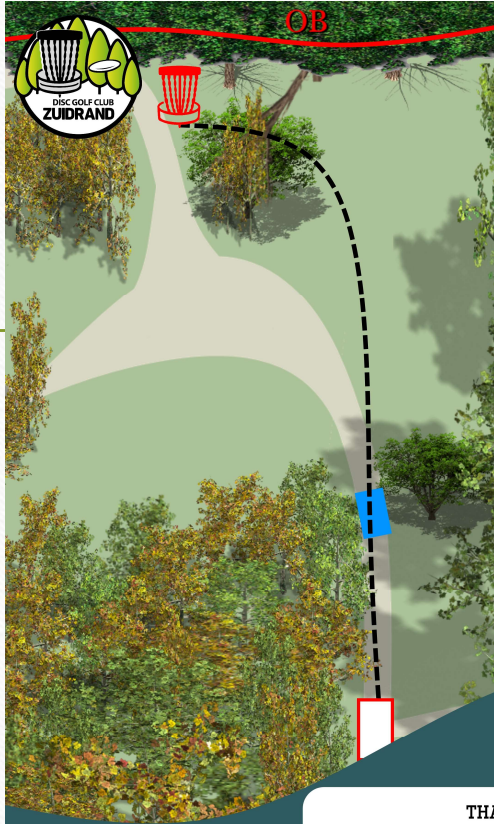
**Be positive and responsible. Teach others.**



## Hole 18 – OB behind the basket

OB long on and down the slope behind the basket, normal OB rules apply.


**Watch out for other players/people at HQ behind the corner or still playing the hole.**



**18**

**80M PAR 3**

OB LONG  
ON AND DOWN  
THE SLOPE  
WATCH OUT  
BLIND SHOT !



THANK YOU  
STEFAN PONNET  
FOR SPONSORING HOLE #18

**DISC GOLF PARK ZANDBERGEN**

**PLAY SMART**  
Never throw into a blind area or when  
players, spectators, pedestrians, or other  
facility users are within range. Use a spotter.

**RESPECT THE COURSE**  
Observe all posted rules. No littering,  
graffiti, or abuse of equipment or flora.

**REPRESENT THE SPORT**  
Be positive and responsible. Teach others.



A large, stylized graphic with the words "Thank" in yellow and "you" in red, both with thick black outlines and a bubbly, rounded font.

## **A Heartfelt Thank You from the Belgian Disc Golf Commission**

To all players, organizers, volunteers, and supporters,  
Thank you.

Whether you're playing events, setting them up, spotting discs and helping out on the course or simply cheering from the sidelines, your energy, passion and commitment make this event "and every other Belgian event throughout the year" shine.

The disc golf community in Belgium is growing faster than ever, and this is thanks to you all. Your enthusiasm, generosity, and welcoming spirit are the heart of this sport. We are building a strong, inclusive, and vibrant community - one throw at a time.

Looking forward to see you on the course !  
- The Belgian Disc Golf Commission -