



25th - 26th May 2024



THE PORK PIE CLASSIC 2024

CADDY BOOK



Sysonby Acres, Melton Mowbray, LE13 0UT



Hey everyone,
Welcome to the DG4A Pork Pie Classic 2024.

For those who don't know us, Disc Golf For All C.I.C. is a totally non-profit organisation, created to bring the incredible health and social benefits of our glorious sport to the communities of the UK. Through our work with schools, community groups, charities and local authorities, we are growing the sport from the grassroots, to build a future where Disc Golf is part of everyday life. We designed & installed Leicestershire's first course at Sysonby Acres in April 2022 and have now extended the course to 18 holes in 2024.

DG4A will not make any profit from this tournament. We exist solely on grant funding and generous donations by players and sponsoring businesses. The most important way you can help our ongoing work is by volunteering with us and by supporting us on social media and sharing our message amongst your clubs and groups.

Find us on Facebook @Discgolfforall and on Twitter @All_Disc

Introductions out of the way, lets get on with the caddy book!

Jayce, Donna & Ollie
DG4A



Tournament Schedule (subject to change)

Friday 24th May 2024

6pm until Dusk - Course Preparation (Volunteers welcome)

Saturday 25th May 2023

6:00am - Final Course Preparation (Volunteers welcome)

7:30am - Check-in Opens

8:40am - Players meeting @ Tournament HQ

9:15am - Round 1 tee-off (18 holes, shotgun start)

12:45pm (approx) - Lunch Break

1:45pm - Round 2 tee-off (18 holes, shotgun start)

5:15pm (approx) - End of Day 1

6:30pm onwards - Social @ Tournament HQ with extra activities (maybe some glow golf)

Sunday 26th May 2023

8:30am - Tournament HQ Opens

9:10am - Round 3 tee-times start (18 holes long tees)

12:10pm (approx) - Final card starts

3:30pm (approx) - Final cards finish (please stay to spectate!)

3:45pm (approx) - Prize giving @ Tournament HQ



ROUND
CORNER
BREWING



Getting to Sysonby Acres

Melton Mowbray is easily accessible by road from the M1/A46/A1. Sysonby Acres is on the A6006 between Melton Mowbray and Asfordby. Postcode LE13 0UT. Melton Mowbray Train Station is 1.5 miles from the course. Please park sensibly, to fit everyone in!

Site Map



Facilities

Toilets & Showers are available in the reception building throughout the weekend. Please be courteous to our hosts and leave the facilities as you find them.

Drinks and snacks are on sale in reception whenever it is open.

We are hoping to have food and bar facilities available throughout the weekend.

The town centre is 4 minutes away by car with many food options available.



Rules & Tournament Info

Tournament Director -

#111390 Jason Stokes (Mobile 07841 489125)

Scoring -

PDGA live scoring (Passcode PPC24)

Paper scorecards available on request

Sanctioning -

This event is a PDGA sanctioned C-Tier. All players should make themselves aware of PDGA tournament rules, especially those which have been updated for 2024.

www.pdga.com/rules/official-rules-disc-golf

The PDGA scoring app includes a searchable rule book for your assistance.

It remains the responsibility of all players on the card to enforce the rules and every player should feel confident to call potential infringements for discussion with the card.

Where doubt remains, players are advised to play provisional throws, make notes where necessary and seek a TD ruling directly after the completion of the round. Card scores shall not be submitted until the discrepancy is resolved. The TD's decision is final.

Tees -

Tees will be a mix of rubber mats and temporary artificial grass.

Players in FA2, FA3, MA3, MA4, MA50 will play from the Tees marked Blue on the hole maps (except for Sunday where they will play from the extended tees where applicable)

Junior divisions will play shorter tees on some holes, marked with orange cones (including on Sunday).

Players in All Pro divisions, FA1, MA1, MA2 & MA40 will play from the extended tees marked White on the hole maps throughout.

Extended tees will be denoted by white posts on course.

Targets -

Targets will be a mix of DGUK Stronghold and DGUK Castle.

Keep baskets will be available in the practice area.



Rules & Tournament Info (continued)

Out of bounds-

Out of bounds (OB) may be marked by any of the following methods:

White paint - Solid line denotes edge of the OB area

White string and stakes - String line denotes edge of OB area

Wooden fences - course-facing edge of vertical posts denotes OB line

Wire fences - Discs clearly over wire fences are OB

Hedges - Discs clearly over hedges separating front & back 9 are OB

Arrows on ends of OB lines denote that the line extends to infinity

Drop Zones -

DZs are marked with RED cones throughout

Course Furniture -

The course hosts both golf and footgolf. All flags are to remain in-place for safety at all times. If your disc lands in the footgolf hole, take relief directly behind the hole on the line of play. If you are obstructed by any flag, please leave it in place and take an appropriate stance. Bins are not to be moved.

Toilets -

The course layout makes two loops of 9. All cards will pass the reception building when moving between holes 9 & 10 and between holes 18 & 1. Use the toilets to avoid fouling this lovely piece of land.

Dog Walkers -

Unfortunately, not everyone is aware of disc golf. There may be dog walkers who attempt to cross the course. Please do not throw if there is any danger. Feel free to POLITELY inform people of the dangers of crossing the course.

Litter -

There are a number of rubbish bins located around the course and at the tournament HQ area. Please use them and keep this course free of litter



Player Packs & Prizes

Player packs -

TBC

There is probably some uncommonly good beer from Round Corner Brewing involved (not for you, juniors!)

Prize allocations -

Pro Divisions will pay cash prizes based upon the number of division entries

Am Divisions with fewer than 4 players, only 1st place will be awarded

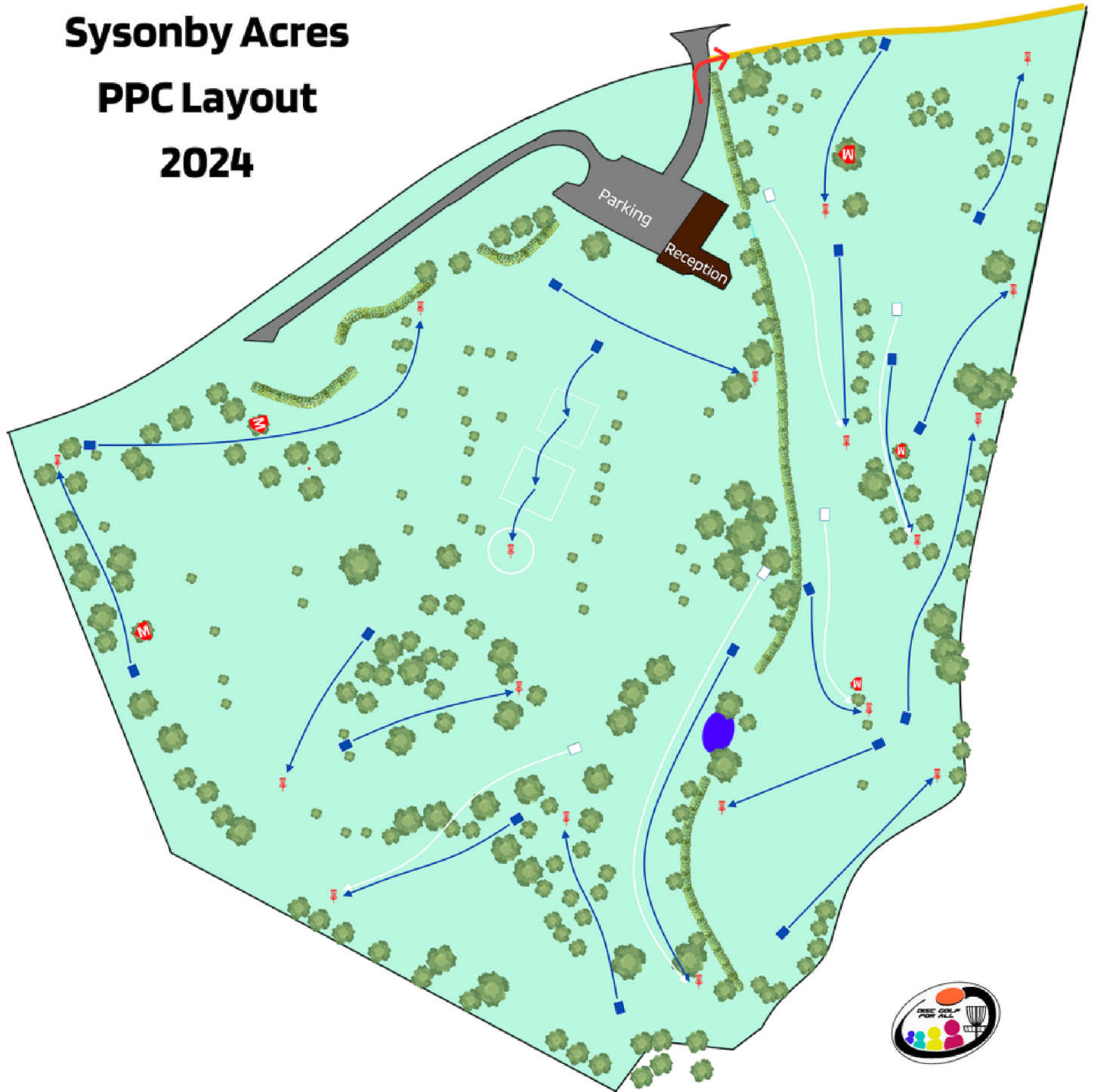
Am Divisions with 4-8 players, 1st and 2nd place will be awarded

Am Divisions with >8 players will award a sliding scale of additional places



Whole Course Map

**Sysonby Acres
PPC Layout
2024**





Hole 1

Par 3 84m



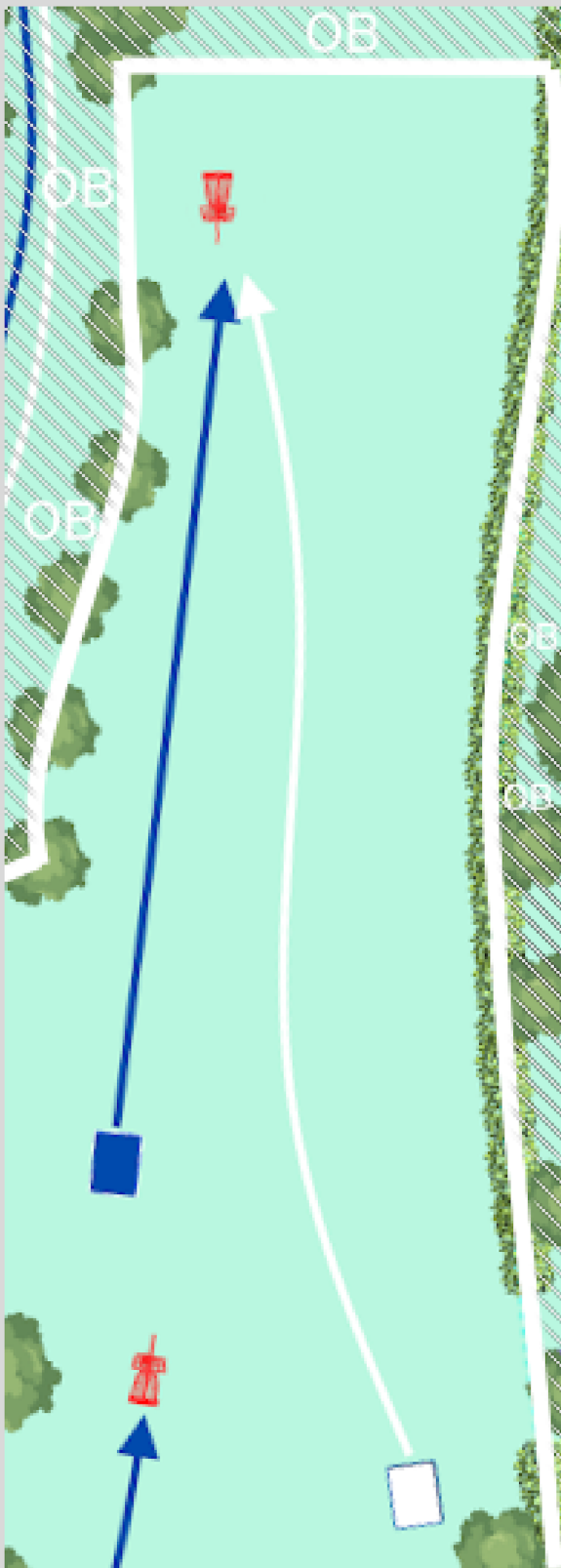
Mando right of marked tree.
Restricted space extends infinitely long and high from the centre of the main trunk, along the marked line.
Shots entering the restricted space progress to the DZ and add 1 penalty stroke.

Take great care of players on hole 2 when driving or approaching



Hole 2

Par 3 115m 74m



Any discs landing clearly over the hedges right (i.e. landing on the back 9) are OB.

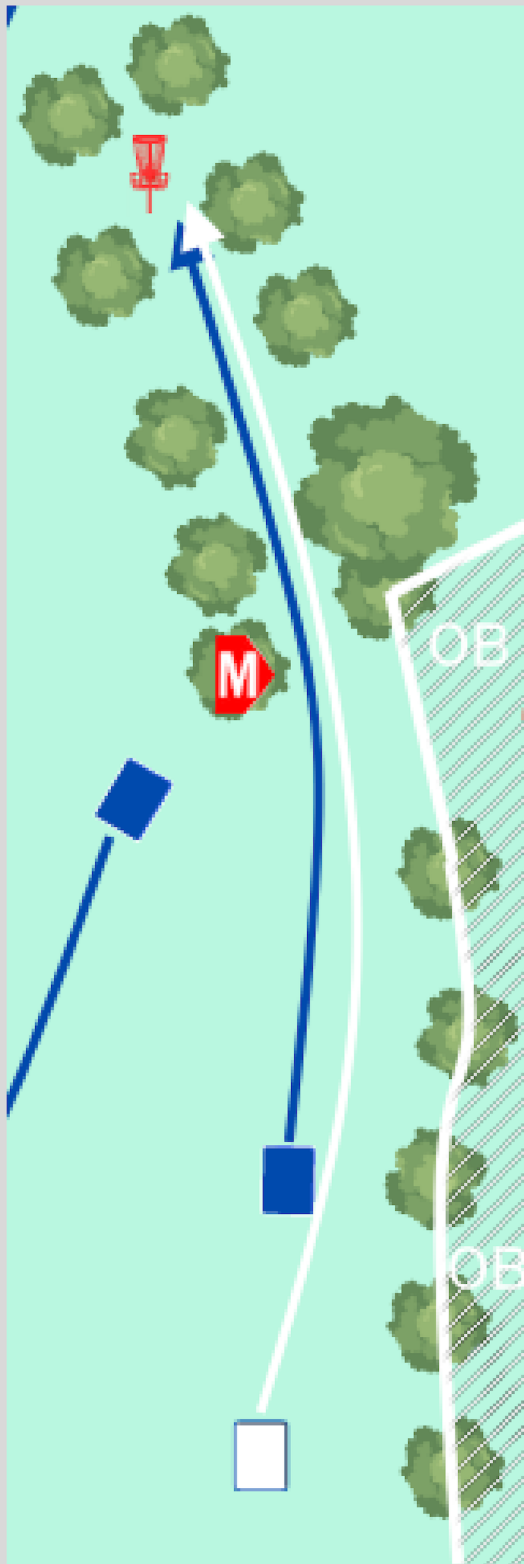
Take great care of players on hole 3 when driving or approaching.

Arrows at the end of OB lines denote they continue straight, to infinity



Hole 3

Par 3 103m 80m



Mando right of marked tree.
Restricted space extends infinitely long and high from the centre of the main trunk, along the marked line.
Shots entering the restricted space progress to the DZ and add 1 penalty stroke.

OB lines marked around basket 3 are **NOT IN PLAY** for hole 3 (safety from hole 7)

If you go long of the basket, watch out for drives coming from hole 7



Hole 4

Par 3 98m 60m



Mando right of marked tree (Added to protect Tee 7).


Restricted space extends infinitely long and high from the centre of the main trunk, along the marked line.

Shots entering the restricted space progress to the DZ and add 1 penalty stroke.



Hole 5

Par 3 75m



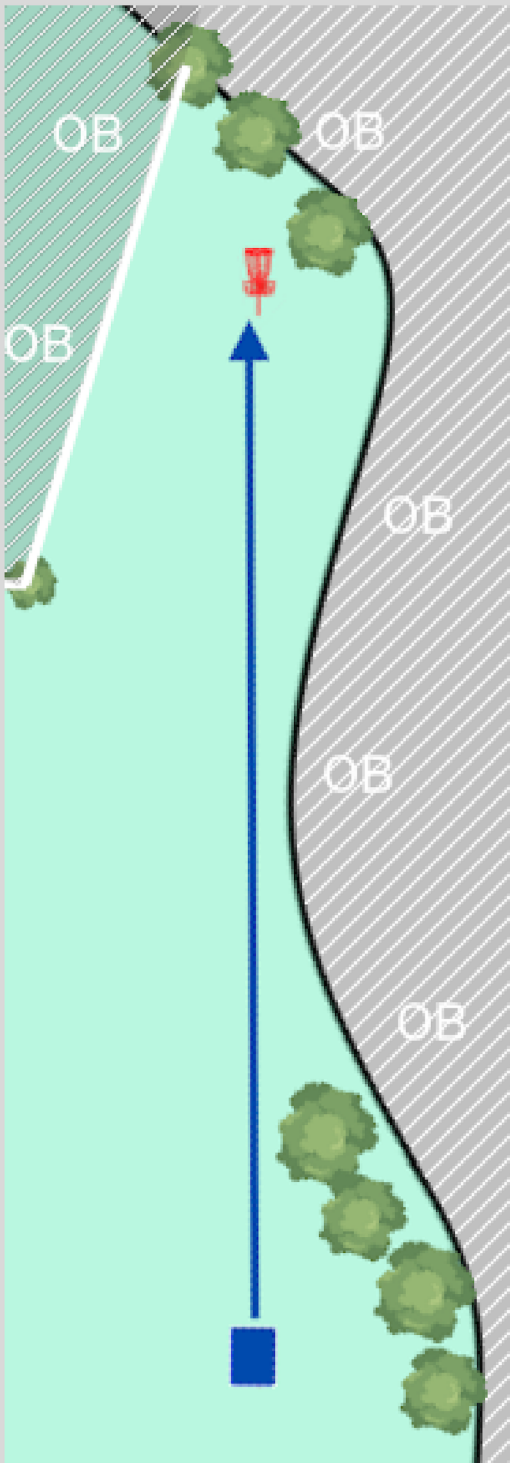
Any discs landing clearly over the hedges (i.e. landing on the back 9) are OB.

Any discs manging to find the pond are OB. Establish a lie at the first safe place, back along the line of play.



Hole 6

Par 3 106m



Any discs landing clearly over the fence are OB. The course-facing edge of the vertical posts denotes the OB line.

OB left to protect tees.

Arrows at the end of OB lines denote they continue straight, to infinity



Hole 7

Par 4 147m



Be aware of players approaching on hole 4.

Any discs landing over the fence are OB. The course-facing edge of the vertical posts denotes the OB line.

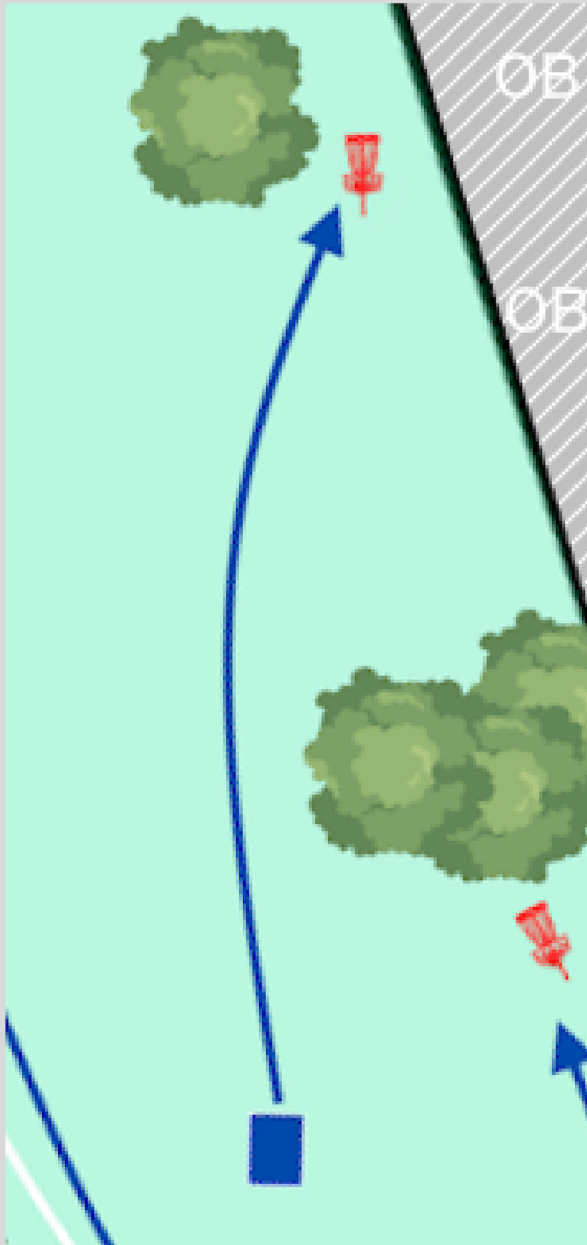
Warn players if throws head towards the OB area around hole 3

Arrows at the end of OB lines denote they continue straight, to infinity



Hole 8

Par 3 85m



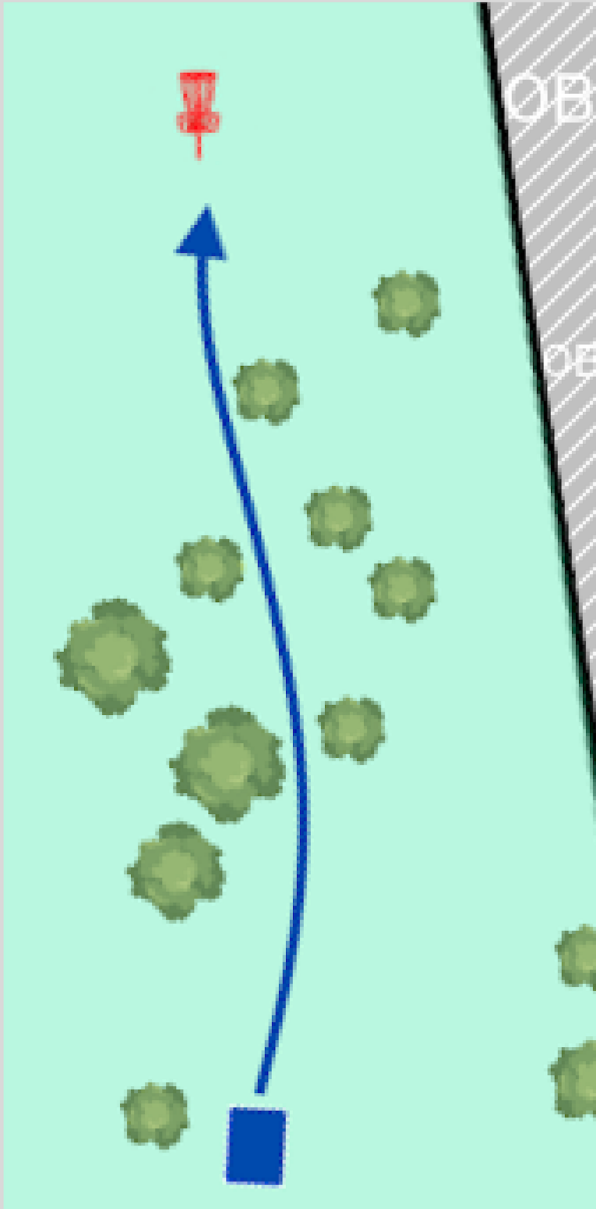
Any discs landing over the fence are OB. The course-facing edge of the vertical posts denote the OB line.

Any discs manging to find the small pond are OB. Establish a lie at the first safe place, back along the line of play.



Hole 9

Par 3 83m




Any discs landing over the fence are OB. The course-facing edge of the vertical posts denotes the OB line.



Hole 10

Par 3 107m

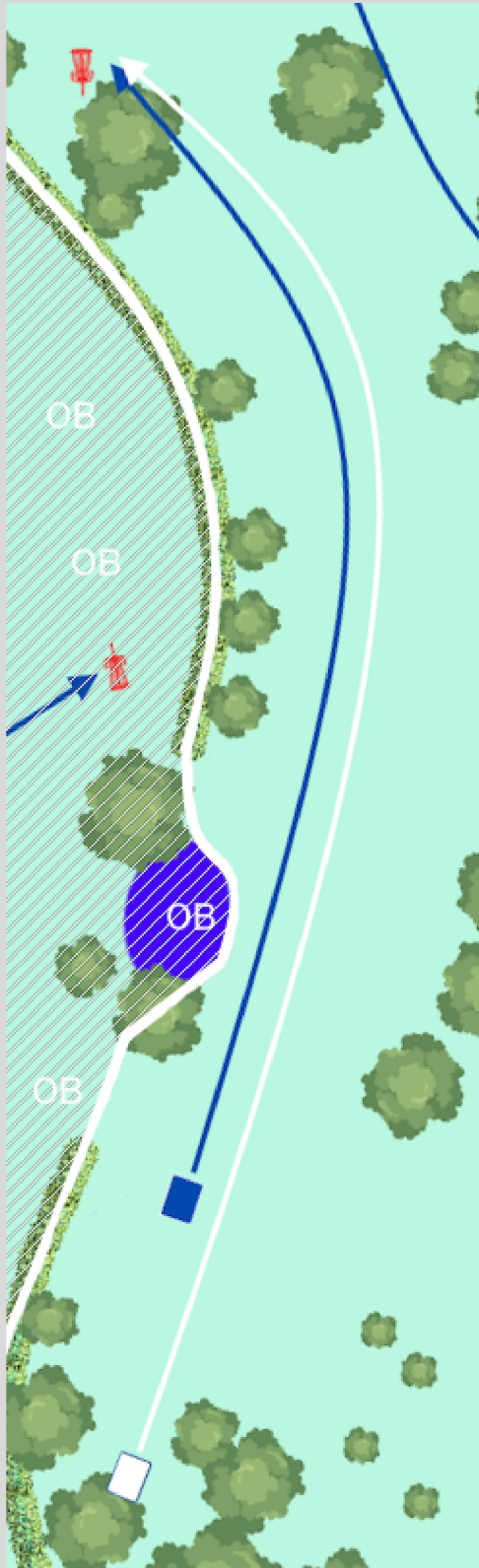


Any discs landing clearly over the hedges (i.e. landing on the front 9) are OB.



Hole 11

Par 4 210m **161m**



Any discs landing clearly over the hedges (i.e. landing on the front 9) are OB.

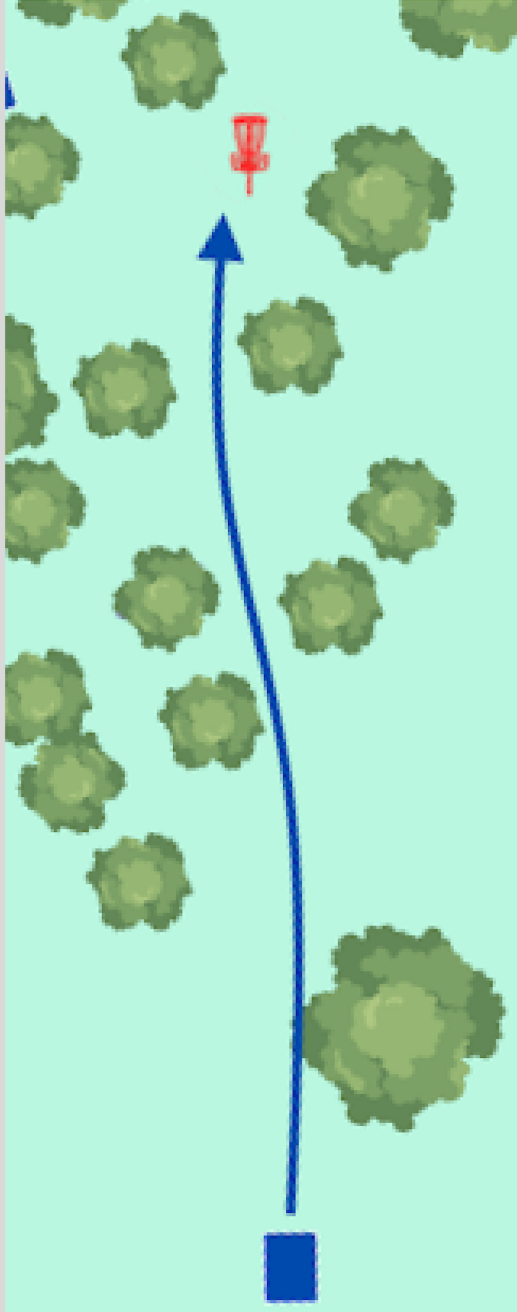
Discs landing in the marked area are OB.

The ditch along the left side of the hole (after the pond) is casual relief. Establish a lie at the closest safe point.



Hole 12

Par 3 75m



No OB or mandos in place on this hole.

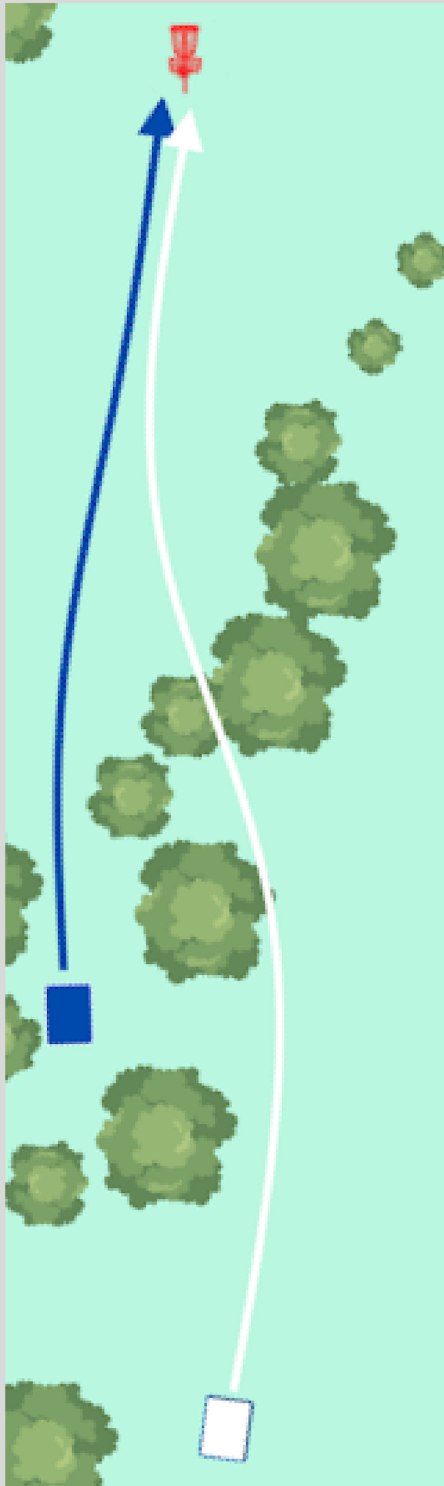
If you are stupid enough to play around the right of the trees, please take great care of players on hole 10 who have priority!



Hole 13

Par 4 141m

Par 3 76m




No additional rules in place on this hole

Enjoy the break!



Hole 14

Par 3 89m



No additional rules in place on this hole

I'm being far too kind here!



Hole 15

Par 3 83m



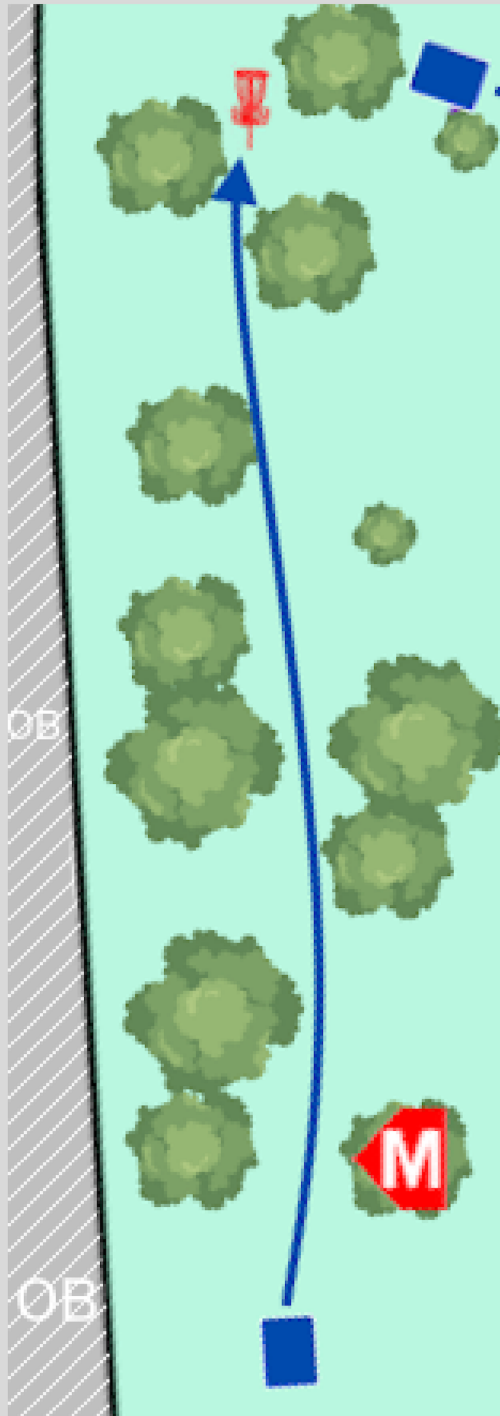
No additional rules in place on this hole

OK this is getting too easy. Don't worry, the trees are coming next!



Hole 16

Par 3 110m



Mando left of marked tree.

Restricted space extends infinitely long and high from the centre of the main trunk, along the marked line.

Shots entering the restricted space progress to the DZ and add 1 penalty stroke.

OB over wire fence denoting edge of course boundary. Take 2m relief from barbed wire if applicable.

Please take great care if trying to retrieve discs!



Hole 17

Par 4 178m



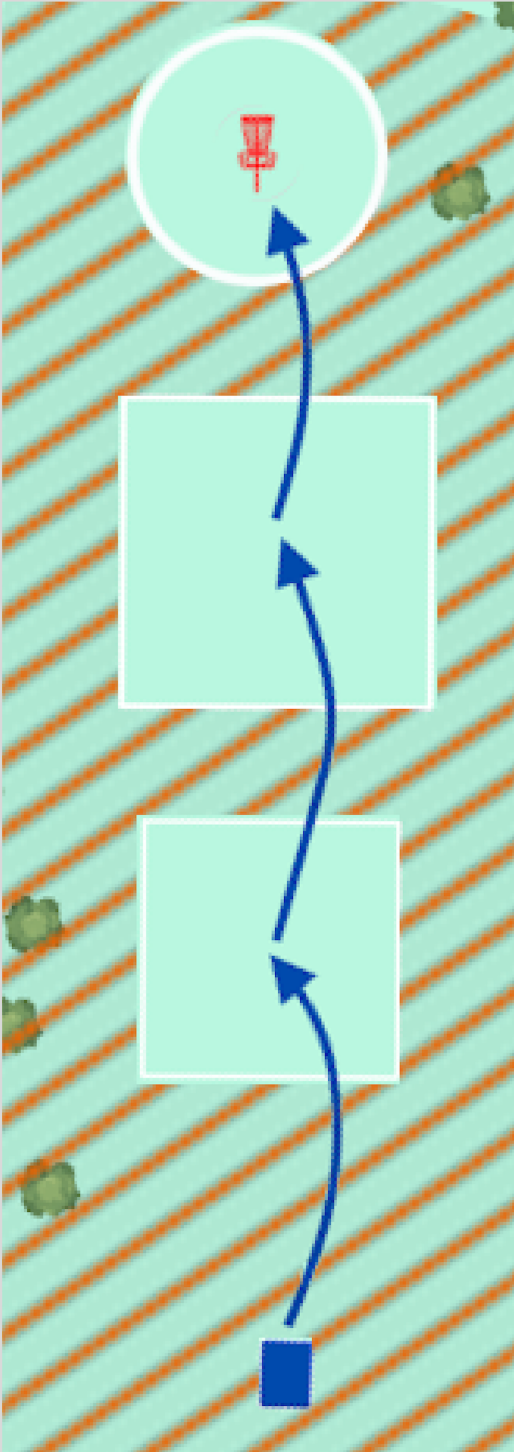
Mando right of marked tree.
Restricted space extends infinitely long and high from the centre of the main trunk, along the marked line.
Shots entering the restricted space progress to the DZ and add 1 penalty stroke.

OB to protect camping area. Any disc clearly over the hedges or crossing the marked line is OB.



Hole 18

Par 4 110m



All throws landing outside of the marked islands play as hazard.

Play where the disc lies, with 1 stroke penalty