

1

32ND ANNUAL

# TAHOE PRO AM

PIN

A

B

344' 3

DOG PARK

## ROUND 2

### HOLE NOTES

- Pavement end Beyond OB
- Gazebo Camp OB
- Dog Park OB
- Fence Right of Hole 9 OB



Tee Sign Design by



HOLE PREVIEW



TEE

1

**BIJOU DGC**  
SOUTH LAKE TAHOE, CA  
EST. 1995

PIN DISTANCE PAR

**A 256' 3**

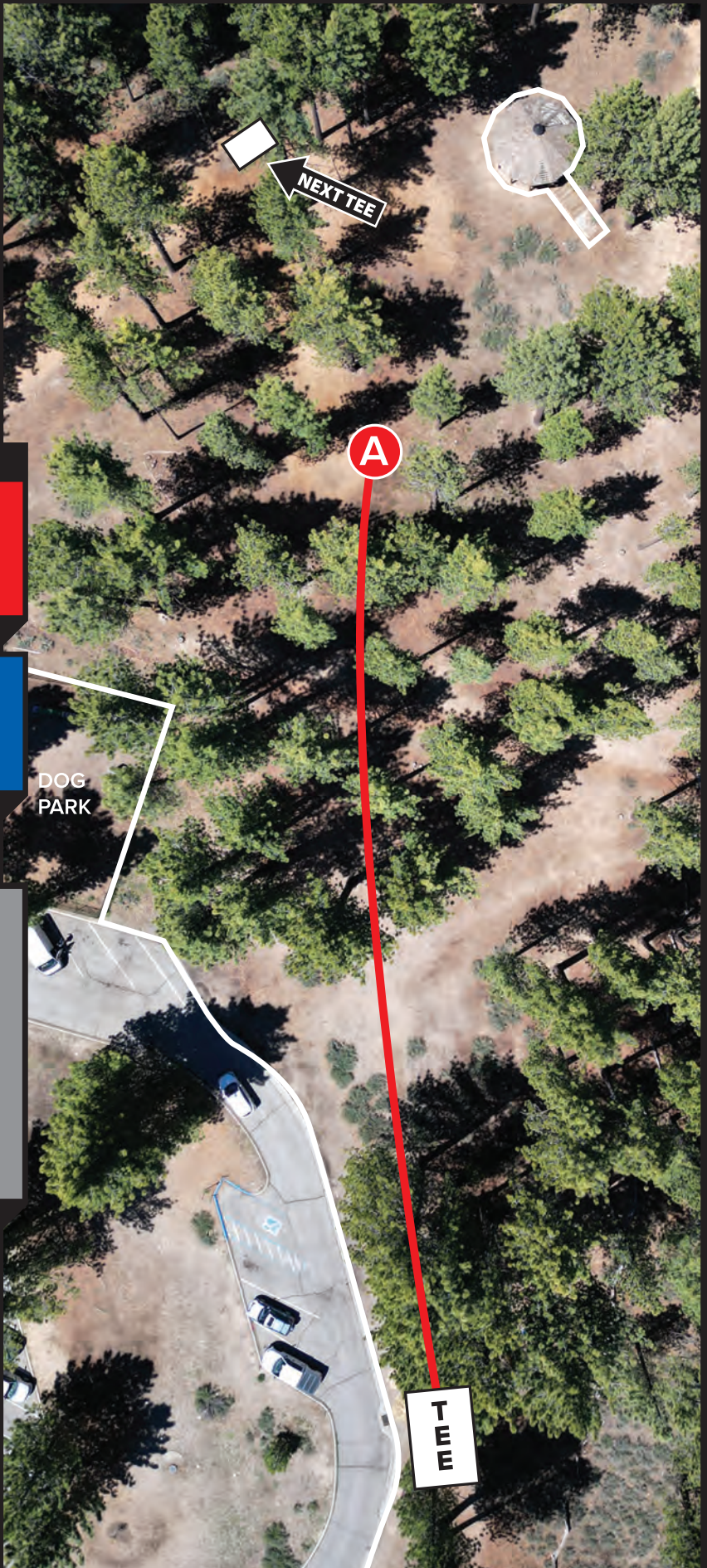
**B 344' 3**

### HOLE NOTES

- Pavement and Beyond OB
- Gazebo/Ramp OB
- Dog Park OB
- Fence Right of Hole 9 OB



Tee Sign Design by



2

**BIJOU DGC**  
SOUTH LAKE TAHOE, CA  
EST. 1995

PIN	DISTANCE	PAR
A	223'	3

B	270'	3
---	------	---

**HOLE NOTES**

- Stay left of Mando  
If missed, proceed to Drop Zone
- Pavement and beyond OB
- Dog Park OB



Tee Sign Design by



3

**BIJOU DGC**  
SOUTH LAKE TAHOE, CA  
EST. 1995

PIN

DISTANCE

PAR

A

227'

3

B

286'

3

## HOLE NOTES

- Road OB
- Watch for players coming up hole 5 into your fairway



Tee Sign Design by



# 4

**BIJOU DGC**  
SOUTH LAKE TAHOE, CA  
EST. 1995


PIN	DISTANCE	PAR
A	332'	3
B	352'	3
C	364'	3 <sup>ADV</sup> 4 <sup>REC</sup>
D	518'	4 <sup>ADV</sup> 5 <sup>REC</sup>

## HOLE NOTES

- Pavement and beyond OB
- Fence OB



Tee Sign Design by



# 5

**BIJOU DGC**  
SOUTH LAKE TAHOE, CA  
EST. 1995


PIN	DISTANCE	PAR
A	225'	3
B	371'	3
C	403'	3 <sup>ADV</sup> 4 <sup>REC</sup>
D	488'	4 <sup>ADV</sup> 5 <sup>REC</sup>

## HOLE NOTES

- Fence, Bike Path, Dog Park, Parking Lot Pavement and Beyond OB
- Watch for players on Hole 3



Tee Sign Design by



7

**BIJOU DGC**  
SOUTH LAKE TAHOE, CA  
EST. 1995

PIN DISTANCE PAR

**A**

**182'**

**3**

**B**

**209'**

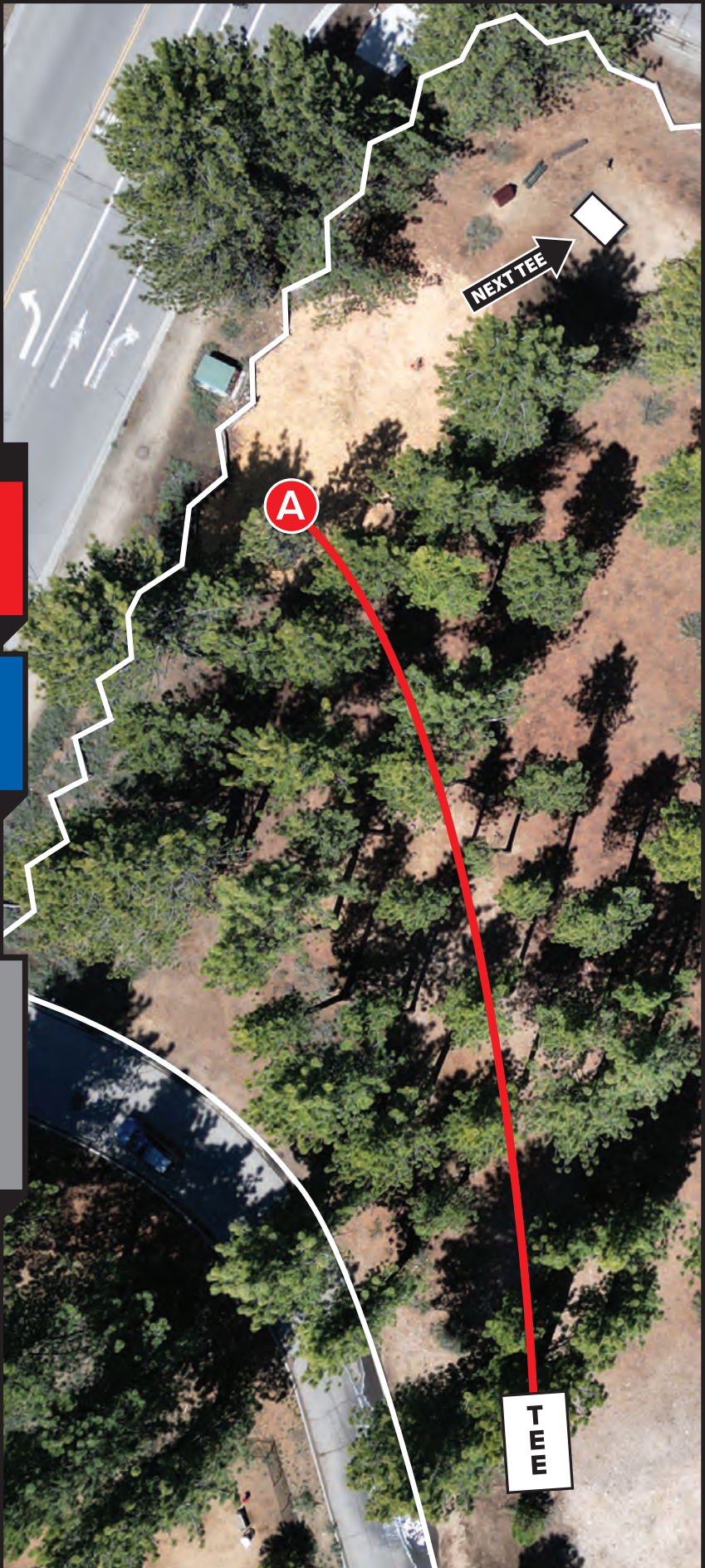
**3**

### HOLE NOTES

- *Pavement and beyond OB*
- *Fence and beyond OB*



Tee Sign Design by



8

**BIJOU DGC**  
SOUTH LAKE TAHOE, CA  
EST. 1995

PIN DISTANCE PAR

**A 206' 3**

**B 252' 3**

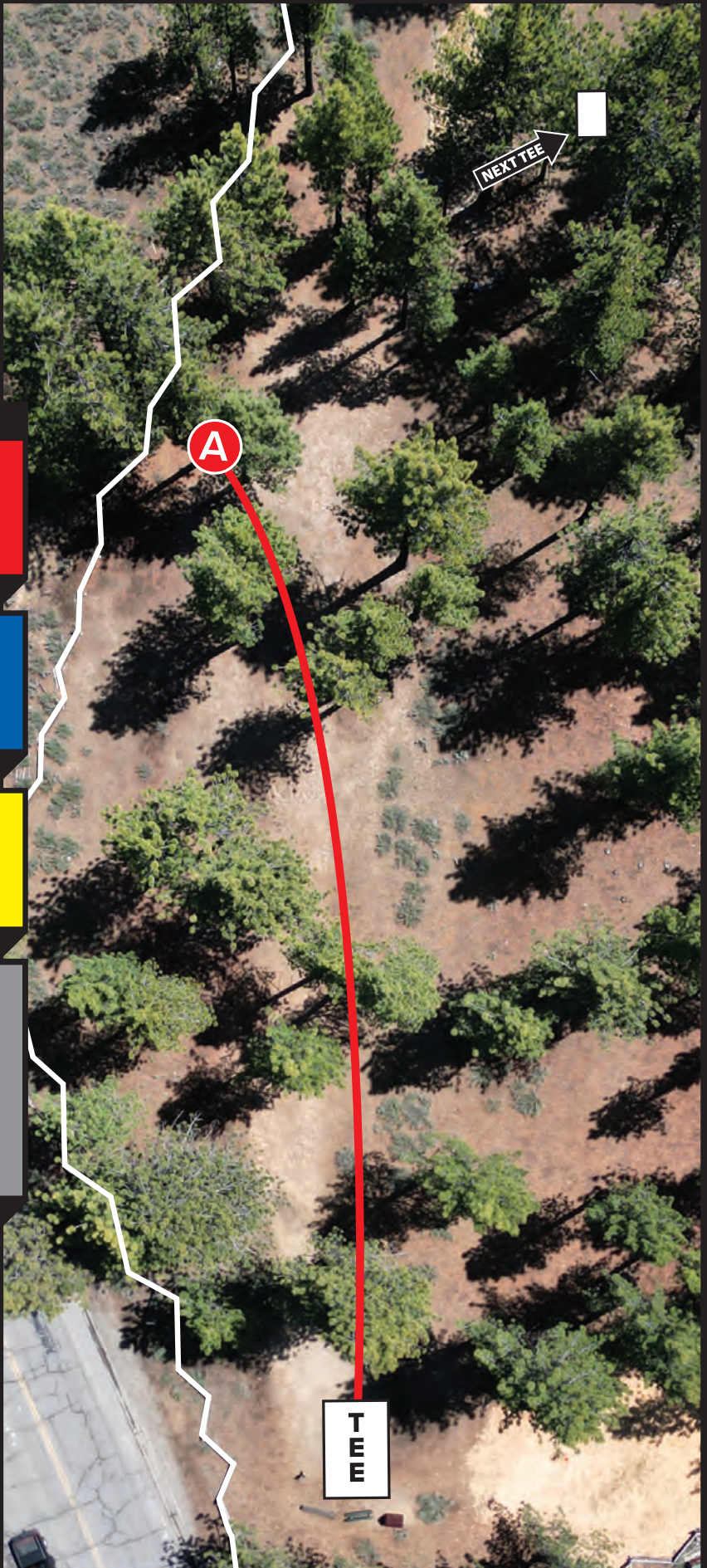
**C 293' 3**

### HOLE NOTES

- Fence and beyond OB
- Watch for players on next Tee



Tee Sign Design by



9

**BIJOU DGC**  
SOUTH LAKE TAHOE, CA  
EST. 1995

PIN DISTANCE PAR

**A 287' 3**

**B 372' 3**

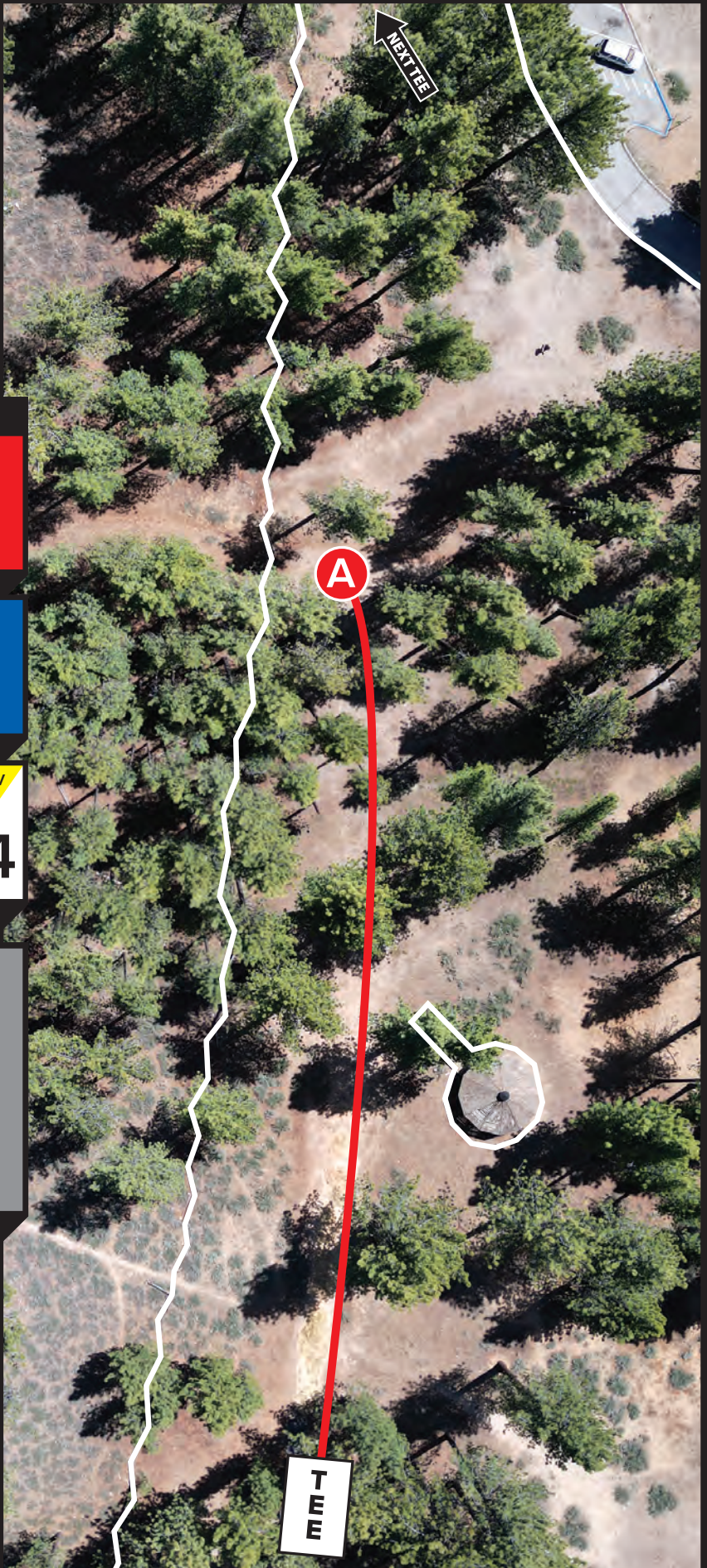
**C 424' 3<sup>ADV</sup>  
4<sup>REC</sup>**

### HOLE NOTES

- Fence and beyond OB
- Parking lot pavement and beyond OB
- Gazebo and ramp OB



Tee Sign Design by




# 10

**BIJOU DGC**  
SOUTH LAKE TAHOE, CA  
EST. 1995

PIN	DISTANCE	PAR
A	325'	3
B	362'	3 <sup>ADV</sup> 4 <sup>REC</sup>
C	437'	3 <sup>ADV</sup> 4 <sup>REC</sup>
D	421'	3 <sup>ADV</sup> 4 <sup>REC</sup>

## HOLE NOTES

- Stay left of Mando  
If missed, proceed to Drop Zone
- Fence and beyond OB



# 11

**BIJOU DGC**  
SOUTH LAKE TAHOE, CA  
EST. 1995

PIN	DISTANCE	PAR
A	257'	3
B	251'	3
C	314'	3
D	335'	3

## HOLE NOTES

• Fence and beyond OB



Tee Sign Design by



# 12

**BIJOU DGC**  
SOUTH LAKE TAHOE, CA  
EST. 1995

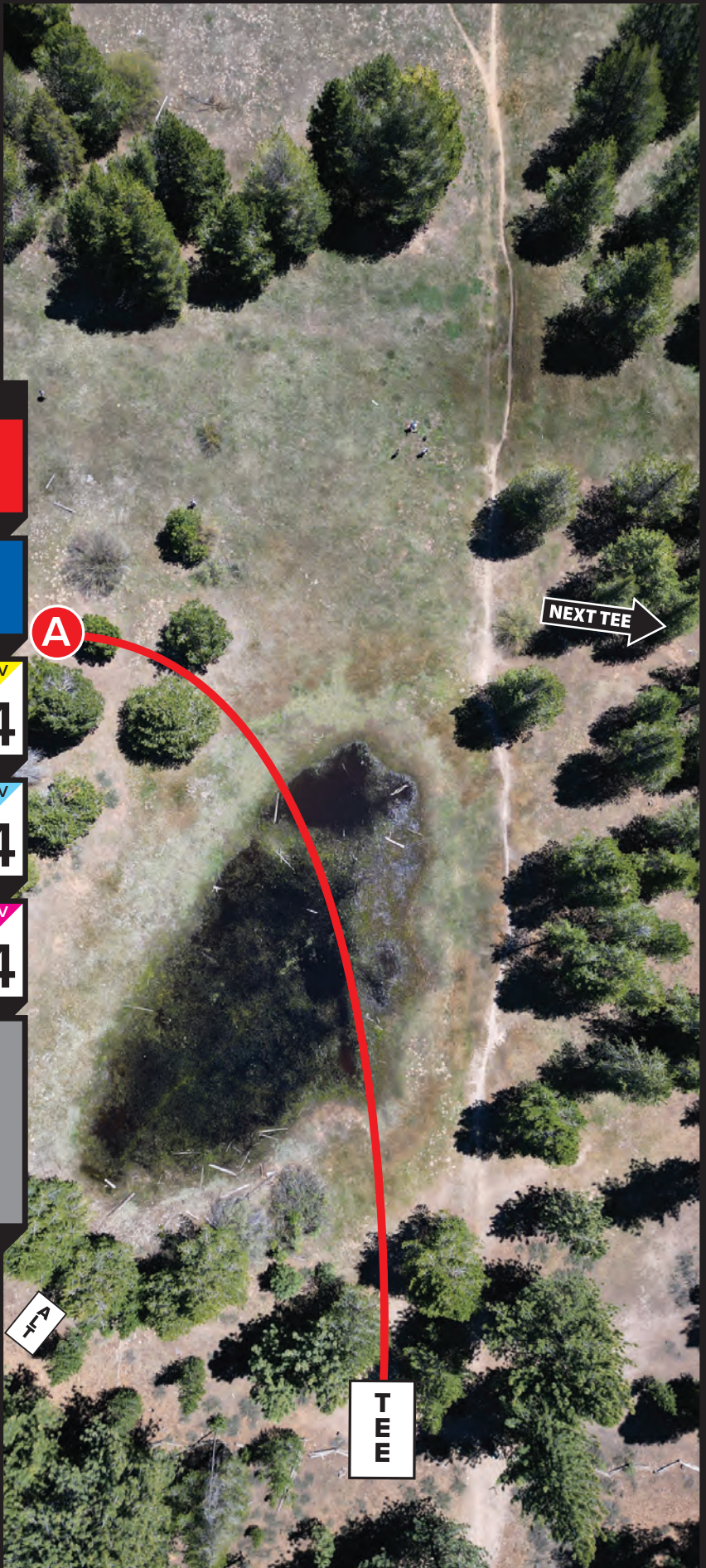
PIN	DISTANCE	PAR
A	298'	3
B	334'	3
C	432'	3 <sup>ADV</sup> 4 <sup>REC</sup>
D	435'	3 <sup>ADV</sup> 4 <sup>REC</sup>
E	453'	3 <sup>ADV</sup> 4 <sup>REC</sup>

### HOLE NOTES

- Pond is seasonal OB when disc is surrounded by water



Tee Sign Design by



# 13

**BIJOU DGC**  
SOUTH LAKE TAHOE, CA  
EST. 1995

PIN DISTANCE PAR

**A 271' 3**

**B 311' 3**

**C 248' 3**

**D 270' 3**

## HOLE NOTES

• Watch for players on next Tee



Tee Sign Design by



# 14

**BIJOU DGC**  
SOUTH LAKE TAHOE, CA  
EST. 1995

PIN	DISTANCE	PAR
A	271'	3
B	211'	3
C	267'	3
D	300'	3
E	384'	3 <sup>ADV</sup> 4 <sup>REC</sup>
F	513'	4 <sup>ADV</sup> 5 <sup>REC</sup>



Tee Sign Design by



# 15

**BIJOU DGC**  
SOUTH LAKE TAHOE, CA  
EST. 1995

← NEXT TEE

PIN DISTANCE PAR

**A 267' 3**

**B 276' 3**

**C 295' 3**

## HOLE NOTES

- Pavement and beyond OB
- Fence and Beyond OB



Tee Sign Design by



TEE

A



# 16

**BIJOU DGC**  
SOUTH LAKE TAHOE, CA  
EST. 1995

PIN	DISTANCE	PAR
A	345'	3
B	421'	3 <sup>ADV</sup> 4 <sup>REC</sup>
C	404'	3 <sup>ADV</sup> 4 <sup>REC</sup>
D	475'	3 <sup>ADV</sup> 4 <sup>REC</sup>
E	533'	4 <sup>ADV</sup> 5 <sup>REC</sup>
F	588'	4 <sup>ADV</sup> 5 <sup>REC</sup>

## HOLE NOTES

- Stay left of Mando off tee
- Pin F, Stay left of 2nd Mando



Tee Sign Design by



17

**BIJOU DGC**  
SOUTH LAKE TAHOE, CA  
EST. 1995

PIN DISTANCE PAR


**A 304' 3**

**B 392' 3**  
ADV  
REC **4**

**C 491' 4**  
ADV  
REC **5**



Tee Sign Design by



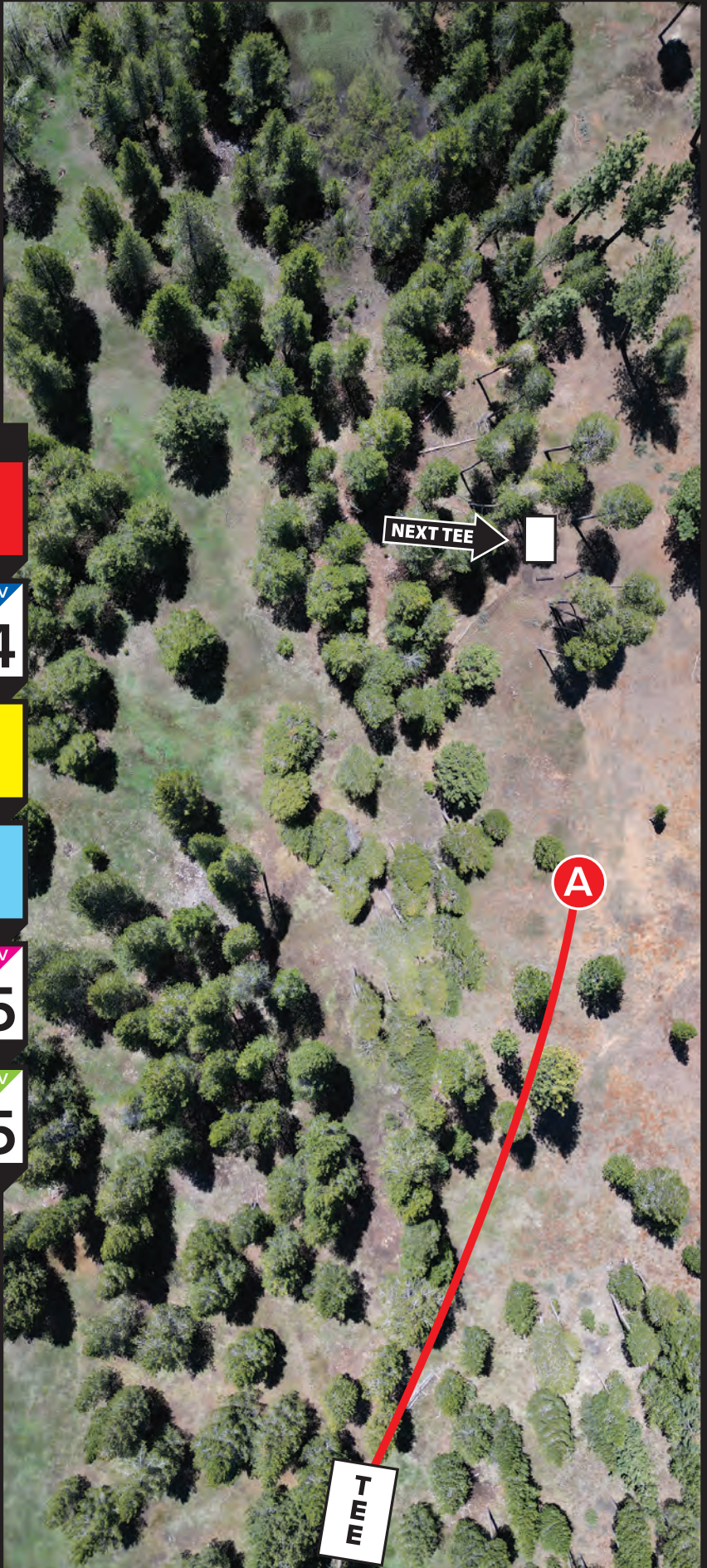
# 18

**BIJOU DGC**  
SOUTH LAKE TAHOE, CA  
EST. 1995

PIN	DISTANCE	PAR
A	322'	3
B	432'	3 <sup>ADV</sup> 4 <sup>REC</sup>
C	302'	3
D	360'	3
E	562'	4 <sup>ADV</sup> 5 <sup>REC</sup>
F	671'	5 <sup>ADV</sup> 5 <sup>REC</sup>



Tee Sign Design by



# 19

**BIJOU DGC**  
SOUTH LAKE TAHOE, CA  
EST. 1995

PIN	DISTANCE	PAR
A	310'	3
B	273'	3
C	260'	3
D	320'	3
E	414'	4
F	453'	4



Tee Sign Design by



# 20

**BIJOU DGC**  
SOUTH LAKE TAHOE, CA  
EST. 1995

PIN	DISTANCE	PAR
A	292'	3
B	295'	3
C	350'	3
D	344'	3
E	356'	3



# 21

**BIJOU DGC**  
SOUTH LAKE TAHOE, CA  
EST. 1995

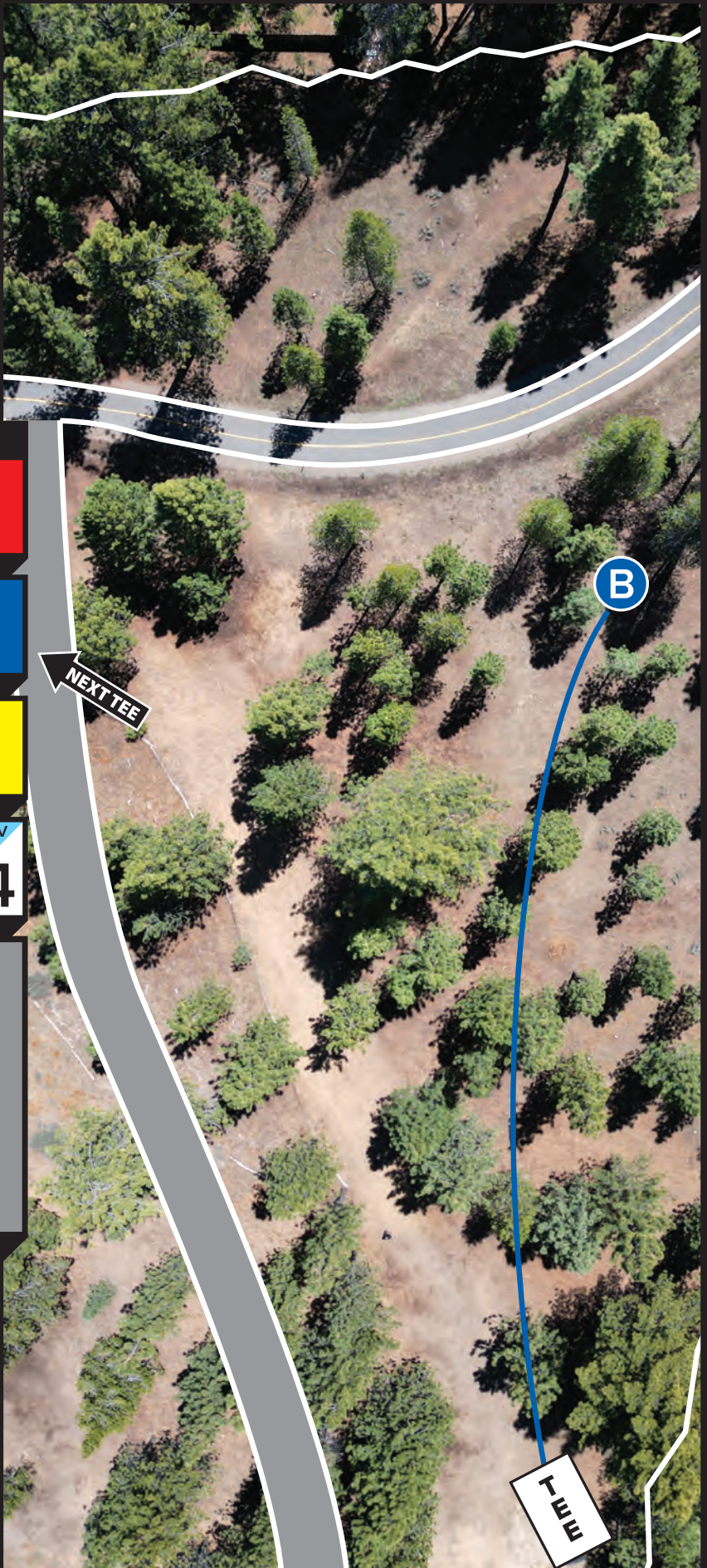
PIN	DISTANCE	PAR
A	249'	3
B	259'	3
C	356'	3
D	377'	3 <sup>ADV</sup> 4 <sup>REC</sup>

## HOLE NOTES

- Watch for bikes and walkers!
- Bike Path pavement OB  
Play from where it last entered OB
- Fences and beyond OB



Tee Sign Design by



# 22

**BIJOU DGC**  
SOUTH LAKE TAHOE, CA  
EST. 1995

PIN	DISTANCE	PAR
A	271'	3
B	313'	3
C	299'	3
D	461'	4
E	509'	4 <sup>ADV</sup> 5 <sup>REC</sup>

## HOLE NOTES

- Watch for bikes and walkers!
- Path and Beyond OB



Tee Sign Design by



# 23

**BIJOU DGC**  
SOUTH LAKE TAHOE, CA  
EST. 1995

PIN DISTANCE PAR

**A 247' 3**

**B 305' 3**


**C 322' 3**

## HOLE NOTES

- Stay right of Mando  
If missed, proceed to Drop Zone
- Bike Park trail and Beyond OB



Tee Sign Design by



# 24

**BIJOU DGC**  
SOUTH LAKE TAHOE, CA  
EST. 1995


PIN	DISTANCE	PAR
A	308'	3
B	348'	3
C	365'	3
D	424'	3 <sup>ADV</sup> 4 <sup>REC</sup>
E	483'	4 <sup>ADV</sup> 5 <sup>REC</sup>

## HOLE NOTES

- Stay right of Mando  
If missed, proceed to Drop Zone
- Bike Park and Skatepark OB



Tee Sign Design by



# 25

**BIJOU DGC**  
SOUTH LAKE TAHOE, CA  
EST. 1995

PIN	DISTANCE	PAR
A	252'	3
B	332'	3
C	323'	3
D	380'	3 <sup>ADV</sup> 4 <sup>REC</sup>
E	457'	4 <sup>ADV</sup> 5 <sup>REC</sup>



Tee Sign Design by



# 26

**BIJOU DGC**  
SOUTH LAKE TAHOE, CA  
EST. 1995

PIN	DISTANCE	PAR
A	275'	3
B	241'	3
C	252'	3
D	306'	3
E	233'	3

## HOLE NOTES

- Volleyball Court OB
- Gazebo OB



Tee Sign Design by



27

**BIJOU DGC**  
SOUTH LAKE TAHOE, CA  
EST. 1995

PIN

DISTANCE

PAR

**A**

**230'**

**3**

**B**

**336'**

**3**

**C**

**405'**

**3**<sup>ADV</sup>  
**4**<sub>REC</sub>

## HOLE NOTES

- Gazebo and pavement OB
- Parking Lot OB



Tee Sign Design by

