

1

32ND ANNUAL

TAHOE PRO AM

PIN

A

B

344' 3

DOG
PARK

ROUND 1

HOLE NOTES

- Pavement end Beyond OB
- Gazebo Camp OB
- Dog Park OB
- Fence Right of Hole 9 OB



Tee Sign Design by



HOLE PREVIEW



TEE

1

BIJOU DGC
SOUTH LAKE TAHOE, CA
EST. 1995

PIN DISTANCE PAR

A 256' 3

B 344' 3

HOLE NOTES

- Pavement and Beyond OB
- Gazebo/Ramp OB
- Dog Park OB
- Fence Right of Hole 9 OB



Tee Sign Design by



2

BIJOU DGC
SOUTH LAKE TAHOE, CA
EST. 1995



PIN DISTANCE PAR

A 223' 3

B 270' 3

HOLE NOTES

- Stay left of Mando
If missed, proceed to Drop Zone
- Pavement and beyond OB
- Dog Park OB



Tee Sign Design by



3

BIJOU DGC
SOUTH LAKE TAHOE, CA
EST. 1995

PIN

DISTANCE

PAR

A

227'

3

B

286'

3

HOLE NOTES

- Road OB
- Watch for players coming up hole 5 into your fairway



Tee Sign Design by



TEE

4

BIJOU DGC
SOUTH LAKE TAHOE, CA
EST. 1995


PIN	DISTANCE	PAR
A	332'	3
B	352'	3
C	364'	3 ^{ADV} 4 ^{REC}
D	518'	4 ^{ADV} 5 ^{REC}

HOLE NOTES

- Pavement and beyond OB
- Fence OB



Tee Sign Design by



5

BIJOU DGC
SOUTH LAKE TAHOE, CA
EST. 1995


PIN	DISTANCE	PAR
A	225'	3
B	371'	3
C	403'	3 ^{ADV} 4 ^{REC}
D	488'	4 ^{ADV} 5 ^{REC}

HOLE NOTES

- Fence, Bike Path, Dog Park, Parking Lot Pavement and Beyond OB
- Watch for players on Hole 3



Tee Sign Design by



6

BIJOU DGC
SOUTH LAKE TAHOE, CA
EST. 1995

PIN

DISTANCE

PAR

A

279'

3

B

347'

3

HOLE NOTES

- Pavement and beyond OB
- Gazebo/Ramp OB
- Watch for players on next Tee



Tee Sign Design by



7

BIJOU DGC
SOUTH LAKE TAHOE, CA
EST. 1995

PIN

DISTANCE

PAR

A

182'

3

B

209'

3

HOLE NOTES

- *Pavement and beyond OB*
- *Fence and beyond OB*



Tee Sign Design by



8

BIJOU DGC
SOUTH LAKE TAHOE, CA
EST. 1995

PIN

DISTANCE

PAR

A

206'

3

B

252'

3

C

293'

3

HOLE NOTES

- Fence and beyond OB
- Watch for players on next Tee



Tee Sign Design by



9

BIJOU DGC
SOUTH LAKE TAHOE, CA
EST. 1995

PIN DISTANCE PAR

A 287' 3

B 372' 3


**C 424' 3^{ADV}
4^{REC}**

HOLE NOTES

- Fence and beyond OB
- Parking lot pavement and beyond OB
- Gazebo and ramp OB



Tee Sign Design by



10

BIJOU DGC
SOUTH LAKE TAHOE, CA
EST. 1995

PIN	DISTANCE	PAR
A	325'	3
B	362'	3 ^{ADV} 4 ^{REC}
C	437'	3 ^{ADV} 4 ^{REC}
D	421'	3 ^{ADV} 4 ^{REC}

HOLE NOTES

- Stay left of Mando
If missed, proceed to Drop Zone
- Fence and beyond OB



Tee Sign Design by



11

BIJOU DGC
SOUTH LAKE TAHOE, CA
EST. 1995

PIN DISTANCE PAR

A 257' 3

B 251' 3

C 314' 3

D 335' 3

HOLE NOTES

• Fence and beyond OB



Tee Sign Design by



NEXT TEE

D

TEE



12

BIJOU DGC
SOUTH LAKE TAHOE, CA
EST. 1995


PIN	DISTANCE	PAR
A	298'	3
B	334'	3
C	432'	3 ^{ADV} 4 ^{REC}
D	435'	3 ^{ADV} 4 ^{REC}
E	453'	3 ^{ADV} 4 ^{REC}

HOLE NOTES

• Pond is seasonal OB when disc is surrounded by water



Tee Sign Design by



13

BIJOU DGC
SOUTH LAKE TAHOE, CA
EST. 1995

PIN DISTANCE PAR

A 271' 3

B 311' 3

C 248' 3

D 270' 3

HOLE NOTES

• Watch for players on next Tee



Tee Sign Design by



14

BIJOU DGC
SOUTH LAKE TAHOE, CA
EST. 1995

PIN	DISTANCE	PAR
A	271'	3
B	211'	3
C	267'	3
D	300'	3
E	384'	3 ^{ADV} 4 ^{REC}
F	513'	4 ^{ADV} 5 ^{REC}



Tee Sign Design by



15

BIJOU DGC
SOUTH LAKE TAHOE, CA
EST. 1995

← NEXT TEE

PIN DISTANCE PAR

A 267' 3

B 276' 3

C 295' 3

HOLE NOTES

- Pavement and beyond OB
- Fence and Beyond OB



Tee Sign Design by



B

TEE



16

BIJOU DGC
SOUTH LAKE TAHOE, CA
EST. 1995

PIN	DISTANCE	PAR
A	345'	3
B	421'	3 ^{ADV} 4 ^{REC}
C	404'	3 ^{ADV} 4 ^{REC}
D	475'	3 ^{ADV} 4 ^{REC}
E	533'	4 ^{ADV} 5 ^{REC}
F	588'	4 ^{ADV} 5 ^{REC}

HOLE NOTES

- Stay left of Mando off tee
- Pin F, Stay left of 2nd Mando



Tee Sign Design by



17

BIJOU DGC
SOUTH LAKE TAHOE, CA
EST. 1995

PIN DISTANCE PAR

A 304' 3

B 392' 3
ADV
REC **4**

C 491' 4
ADV
REC **5**



Tee Sign Design by



18

BIJOU DGC
SOUTH LAKE TAHOE, CA
EST. 1995

PIN	DISTANCE	PAR
A	322'	3
B	432'	3 ^{ADV} 4 ^{REC}
C	302'	3
D	360'	3
E	562'	4 ^{ADV} 5 ^{REC}
F	671'	5 ^{ADV} 5 ^{REC}



Tee Sign Design by



19

BIJOU DGC
SOUTH LAKE TAHOE, CA
EST. 1995

PIN	DISTANCE	PAR
A	310'	3
B	273'	3
C	260'	3
D	320'	3
E	414'	4
F	453'	4



Tee Sign Design by



E

NEXT TEE

TEE

20

BIJOU DGC
SOUTH LAKE TAHOE, CA
EST. 1995

PIN	DISTANCE	PAR
A	292'	3
B	295'	3
C	350'	3
D	344'	3
E	356'	3



21

BIJOU DGC
SOUTH LAKE TAHOE, CA
EST. 1995

PIN	DISTANCE	PAR
A	249'	3
B	259'	3
C	356'	3
D	377'	3 ^{ADV} 4 ^{REC}

HOLE NOTES

- Watch for bikes and walkers!
- Bike Path pavement OB
Play from where it last entered OB
- Fences and beyond OB



Tee Sign Design by



22

BIJOU DGC
SOUTH LAKE TAHOE, CA
EST. 1995

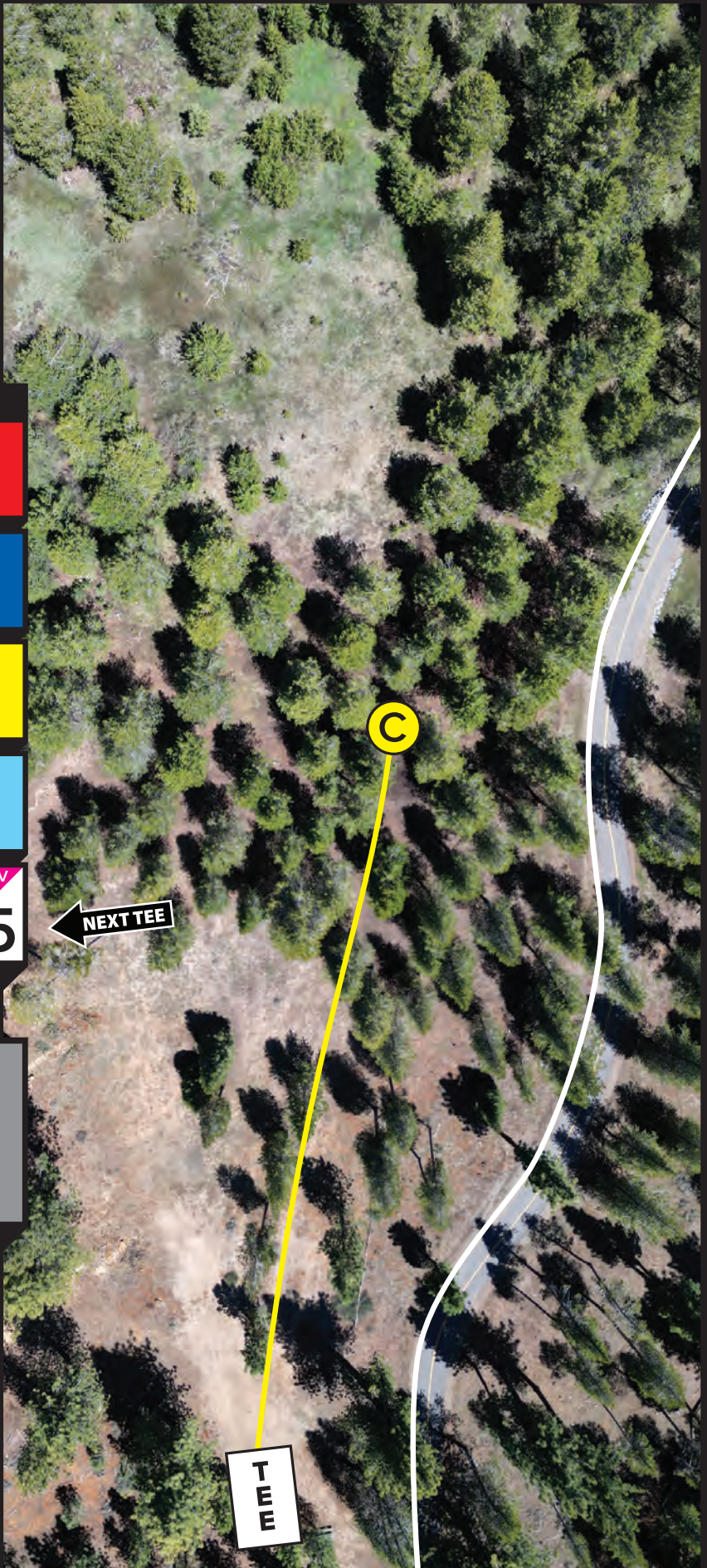
PIN	DISTANCE	PAR
A	271'	3
B	313'	3
C	299'	3
D	461'	4
E	509'	4 ^{ADV} 5 ^{REC}

HOLE NOTES

- Watch for bikes and walkers!
- Path and Beyond OB



Tee Sign Design by



23

BIJOU DGC
SOUTH LAKE TAHOE, CA
EST. 1995

PIN	DISTANCE	PAR
A	247'	3
B	305'	3
C	322'	3

HOLE NOTES

- Stay right of Mando
If missed, proceed to Drop Zone
- Bike Park trail and Beyond OB



Tee Sign Design by



24

BIJOU DGC
SOUTH LAKE TAHOE, CA
EST. 1995

PIN	DISTANCE	PAR
A	308'	3
B	348'	3
C	365'	3
D	424'	3 ^{ADV} 4 ^{REC}
E	483'	4 ^{ADV} 5 ^{REC}

HOLE NOTES

- Stay right of Mando
If missed, proceed to Drop Zone
- Bike Park and Skatepark OB



Tee Sign Design by



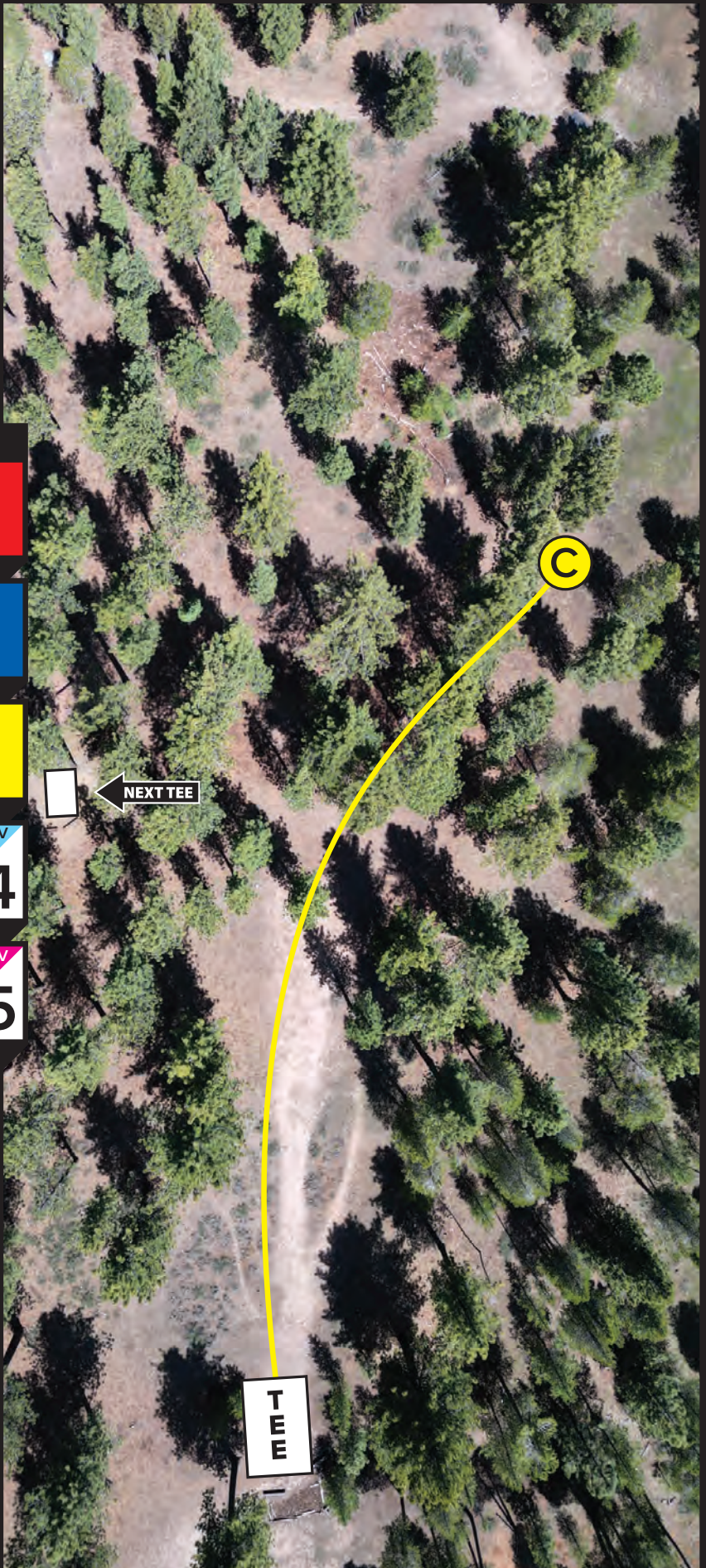
25

BIJOU DGC
SOUTH LAKE TAHOE, CA
EST. 1995

PIN	DISTANCE	PAR
A	252'	3
B	332'	3
C	323'	3
D	380'	3 ^{ADV} 4 ^{REC}
E	457'	4 ^{ADV} 5 ^{REC}



Tee Sign Design by



26

BIJOU DGC
SOUTH LAKE TAHOE, CA
EST. 1995

PIN	DISTANCE	PAR
A	275'	3
B	241'	3
C	252'	3
D	306'	3
E	233'	3

HOLE NOTES

- Volleyball Court OB
- Gazebo OB



Tee Sign Design by



27

BIJOU DGC
SOUTH LAKE TAHOE, CA
EST. 1995

PIN

DISTANCE

PAR

A

230'

3

B

336'

3

C

405'

3^{ADV}
4_{REC}

HOLE NOTES

- Gazebo and pavement OB
- Parking Lot OB



Tee Sign Design by



B

**T
E
E**

