

# MDG Lilford One Round

Thank you for joining us for a fabulous one round in the woods!

## Scoring

PDGA Live will be used for scoring. Password for event:

**LILFORD26**

### Nice to know:

- Players pack available when checking in: Mini, assortment of fruits and water.
- Your players pack mini will work as your random draw ticket after the competition round after the trophy ceremony. Trophy ceremony and random draw will be after everybody has ended their round and will be held at tournament HQ
- Deuz Disc Golf products will be available to test out and buy in the HQ before and after the competition.
- CTP and Longest Putt competition. Big thanks to Disc Lords for donating the prizes! CTP on Hole 3 – Longest Putt on Hole 18

## **Tournament Schedule Sunday 29th March:**

- 10.30 – Course Prep - help is always appreciated!
- 11.10- 11.45 Player sign-in at Tournament HQ. (You will see the gazebo close to the family course).

Deuz Disc Golf products will be available to test out and buy in the HQ.

Tee off 12.00. You can go to the starting hole on your own pace but it is recommended to be 10min early.

- 12.00 – Round One begins.
- 14.30 (approx.) – Round Over - Trophy Ceremony + Prize draw.



**LILFORD PARK ONE ROUND**  
**PDGA C-tier · Sun, Mar 29, 2026 · Manchester, England**

- **PDGA Sanctioned | 1 Round | Blue Layout | Singles Format**
- **Players pack - Mini that will work as your random draw ticket after the competition!**
- **If the competition has over 20 players the Random Draw product prize pool will be worth at least 100£!**
- **CTP and Longest Putt competition. Big thanks to Disc Lords for donating the prizes!**
- **Trophy Only - Winners will get a trophy + Random Draw prizes for a chance to win for everybody (prize table worth at least 50 £)!**

**Ratings based divisions in use:**  
**GOLD - Everyone/Any Rating**  
**White - Under 935 Rating**  
**Red - Under 900 Rating**  
**Green - Under 850 Rating**



**Presented by Manchester disc golf  
in conjunction with Deuz Disc Golf**

# Lilford Park

## Getting to the course

Lilford Park is located in Leigh, **WN7 1JB**.

There is a car park on site, but it is rather small. Alternatively, for those who do not drive, it is also approximately a 10-minute walk from the guided bus route out of the centre of Manchester. You will need to get the V1 bus from Manchester Piccadilly, it runs approximately every 10 minutes.

Once you arrive, head through the main gates and straight along the path towards the back of the park. You will pass the toilets on your right. Tournament HQ will be set up along the left side of this path close to the Covid Memorial Garden and iconic bean tree. The blue tee for Hole 1 is just inside the trees.

## Parking

**Please read this information about parking at the park.** There is a small car park at the entrance of the park. It is oddly shaped and does not have lined spaces. If you arrive early enough to get parked here, please only park around the perimeter. No parking in the middle. In addition, many gates cannot be blocked as they open to a water station. If the car park is full, please park up on the south west side of Elmridge Road (see second photo below) or anywhere around the green on The Avenue. Don't park on both sides of the road as this causes problems for Emergency vehicles getting through to the nearby infirmary and Iain will definitely hear about it, which he would rather skip the headache.



On Sundays, there are **no permit restrictions on The Avenue**. Double yellow lines have recently been painted on Platt Fold Road, so do not park here unless you like tickets. Just look for signs and restrictions. We will try to have someone there directing traffic and sorting people out, but this is if we can find a volunteer to do it.

## Toilets

There is a toilet block in the park on the main walking path near the children's play area. This will be available all day.

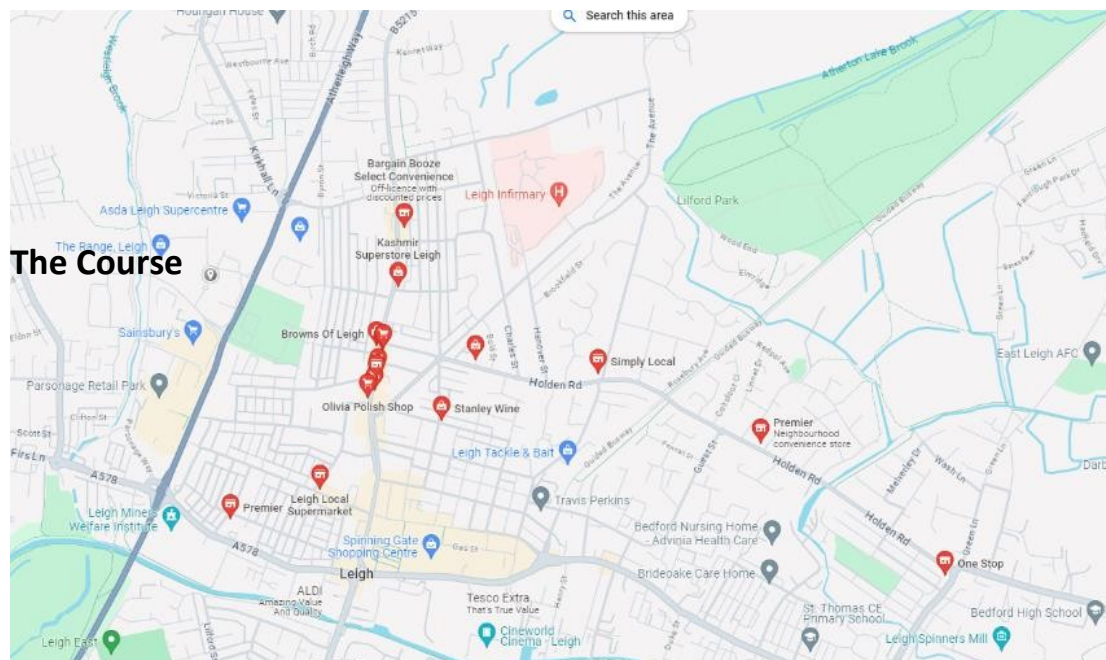


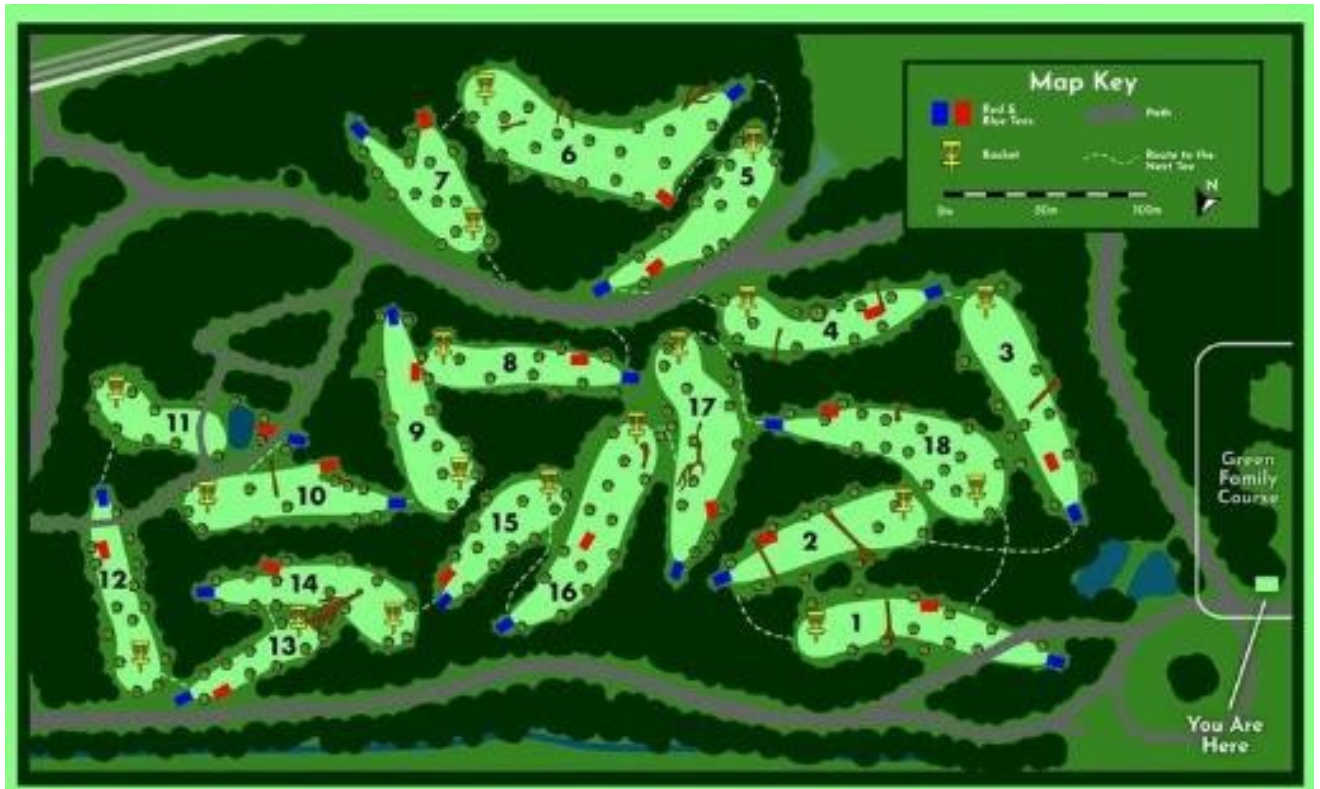
## Tournament HQ

See above photo for the location of HQ marked in orange.

## Nearby Shops

There is not anything extremely close to the park, but a few bigger supermarkets and petrol stations about a 5-10 minute drive away. It might be a good idea to have the barbecue after the event.





This course is in a public park. Please give way to other park users and make sure your path is clear before throwing. People in the park usually stick to the main walking path marked in grey above, but can meander off in the nicer weather as the woodland dries up a bit. Please use a spotter on hole 5 and only throw when the walking path is clear.

# 1

Red 68m  
Par 3

Blue 120m  
Par 4

**PDGA**<sup>®</sup>  
EUROPE

Hole Sponsor



Manchester  
Disc Golf

\*\*\*

BLUE 2 TEE

RED 2 TEE



# 2

**Red 57m  
Par 3**

**Blue 89m  
Par 3**

Find the course map  
and all hole  
information here:  
[www.manchesterdiscgolf.co.uk/lilford](http://www.manchesterdiscgolf.co.uk/lilford)



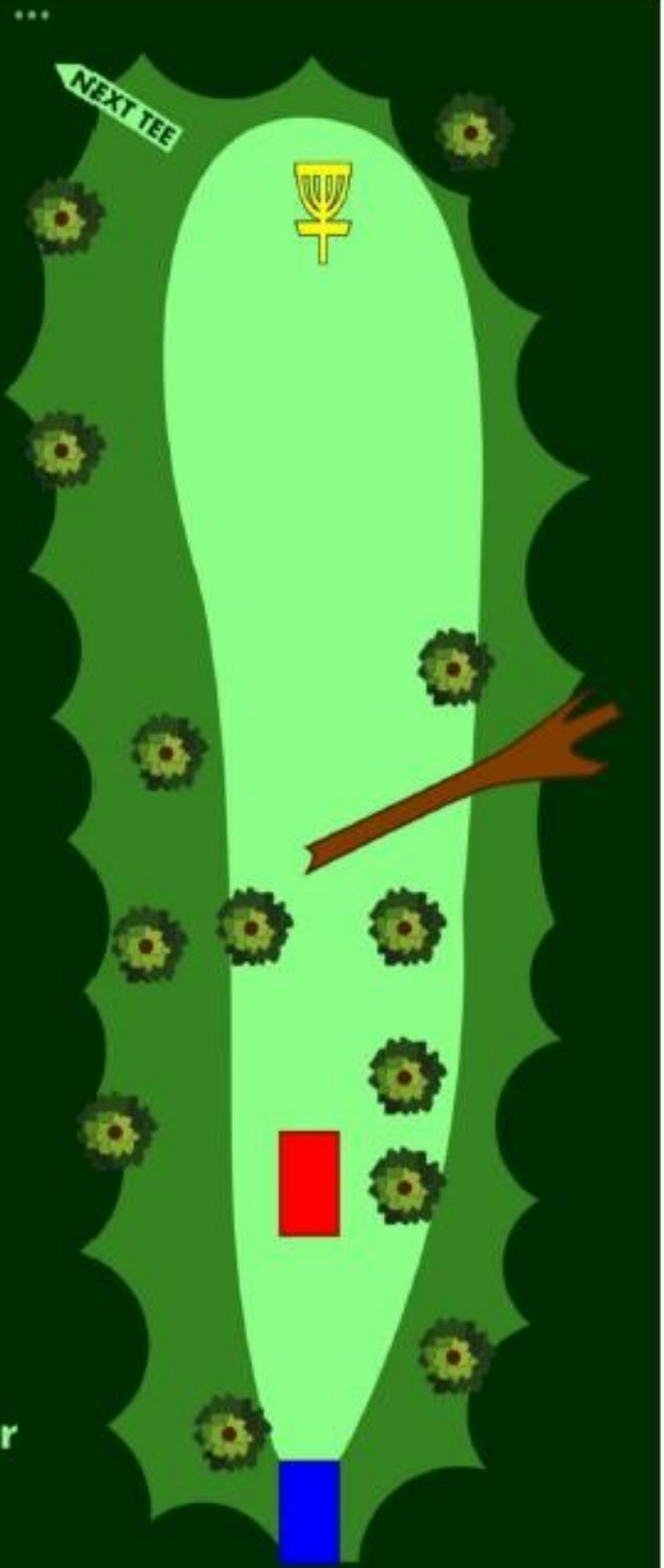
**Manchester  
Disc Golf**



# 3

Red 56m  
Par 3

Blue 74m  
Par 3





Mando on marked tree. DZ to the left of mando.



Mando on marked tree. DZ (red tee) to the left of mando.



Manchester  
Disc Golf

6

Par 4

Red  
68m

Blue  
120m



**7**

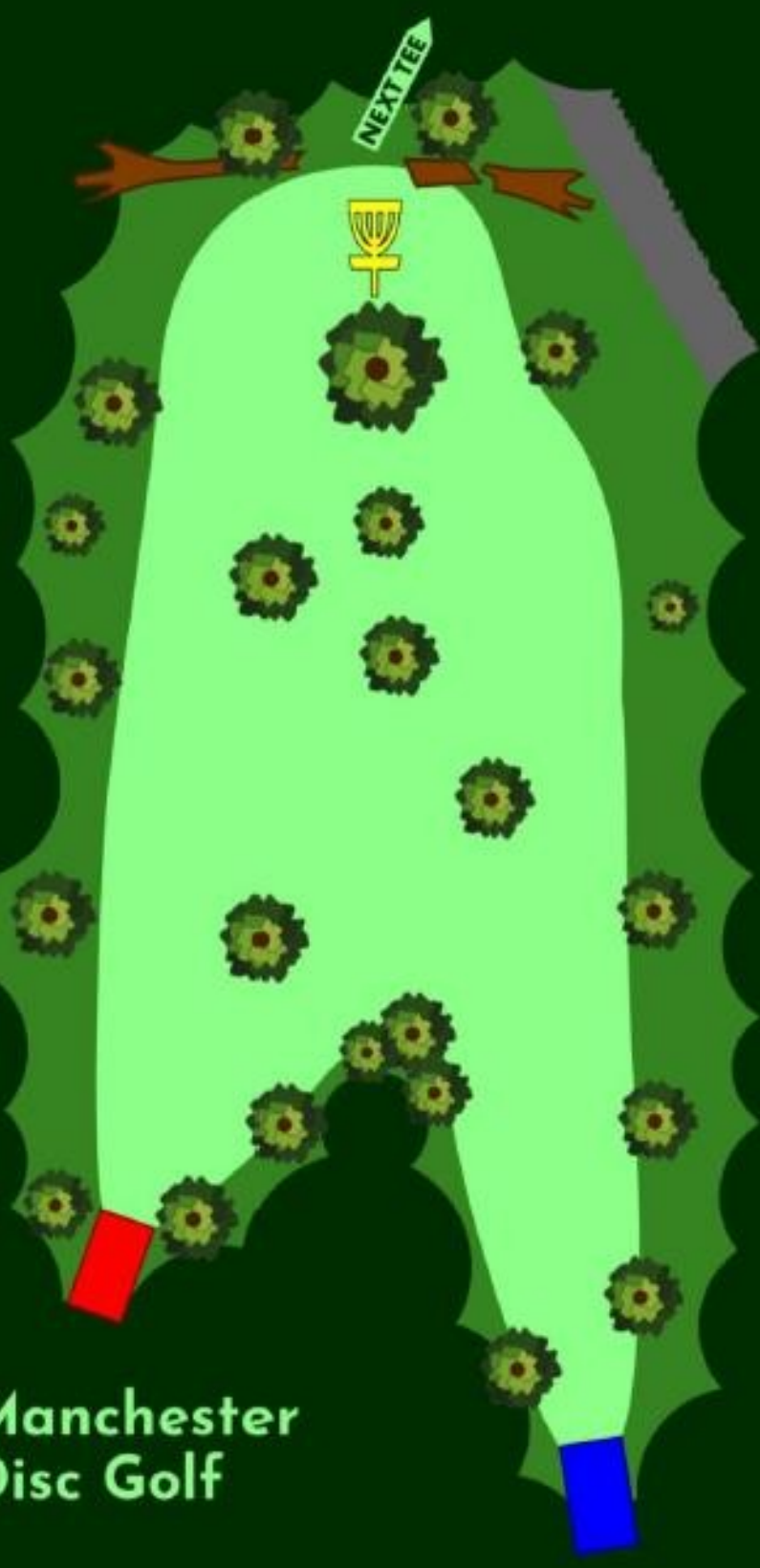
**Par 3**

**Red  
50m**

**Blue  
72m**



**Manchester  
Disc Golf**



# 8

Red 49m  
Par 3

Blue 72m  
Par 3

Share your photos of  
Lilford Park on Instagram.



[www.instagram.com/  
merdiscgolf](https://www.instagram.com/merdiscgolf)



Manchester  
Disc Golf



# 9

**Red 45m  
Par 3**

**Blue 70m  
Par 3**

**Wigan**   
**Council**

Thanks to



**Manchester  
Disc Golf**



Please note that the red tee has been moved to the opposite side of the fairway.



NEXT TEE

# 10

**Par 3**

**Red**

**39m**

**Blue**

**70m**



**Manchester  
Disc Golf**

# 11

Red 55m  
Par 3

Blue 65m  
Par 3



Manchester  
Disc Golf



# 12

**Red 51m  
Par 3**

**Blue 68m  
Par 3**

Stay up to date with news,  
open days, tournaments.



[www.twitter.com/  
mcrdiscgolf](http://www.twitter.com/mcrdiscgolf)



**Manchester  
Disc Golf**



# 13

Red 45m  
Par 3

Blue 61m  
Par 3



Manchester  
Disc Golf





NEXT TEE

14

Red 66m  
Par 3

Blue 88m  
Par 3



Manchester  
Disc Golf

# 15

**Red 65m  
Par 3**

**Blue 76m  
Par 3**

**Manchester Disc Golf**

We are a friendly local club  
with members across Greater  
Manchester.

Please email us for details or  
with any question or concerns.  
[info@manchesterdiscgolf.co.uk](mailto:info@manchesterdiscgolf.co.uk)



**Manchester  
Disc Golf**



# 16

**Red 46m  
Par 3**

**Blue 104m  
Par 4**

**Manchester Disc Golf**  
Lilford Park was installed  
in 2022 by Manchester  
Disc Golf and is our second  
permanent disc golf course  
after Longford Park in  
Stretford.



**Manchester  
Disc Golf**



# 17

Par 3

Red 61m

Blue 83m



Manchester  
Disc Golf





**PDGA**  
**EUROPE**

Hole Sponsor

**18**

**Red 73m  
Par 3**

**Blue 103m  
Par 3**



**Manchester  
Disc Golf**