



Seneca Creek State Park

HOLE

1

PRO and MA1: *WHITE TEE PAD*

PIN: D PAR: 4 DISTANCE: 461ft

ALL OTHER DIVISIONS: *RED TEE PAD*

PIN: A PAR: 3 DISTANCE: 210ft

HOLE NOTES:

*Both the parking lot
and under or over
the fence are OB.*







Seneca Creek State Park

HOLE #

2

PRO and MA1: RED TEE PAD

PIN: C PAR: 3 DISTANCE: 330ft

ALL OTHER DIVISIONS: RED TEE PAD

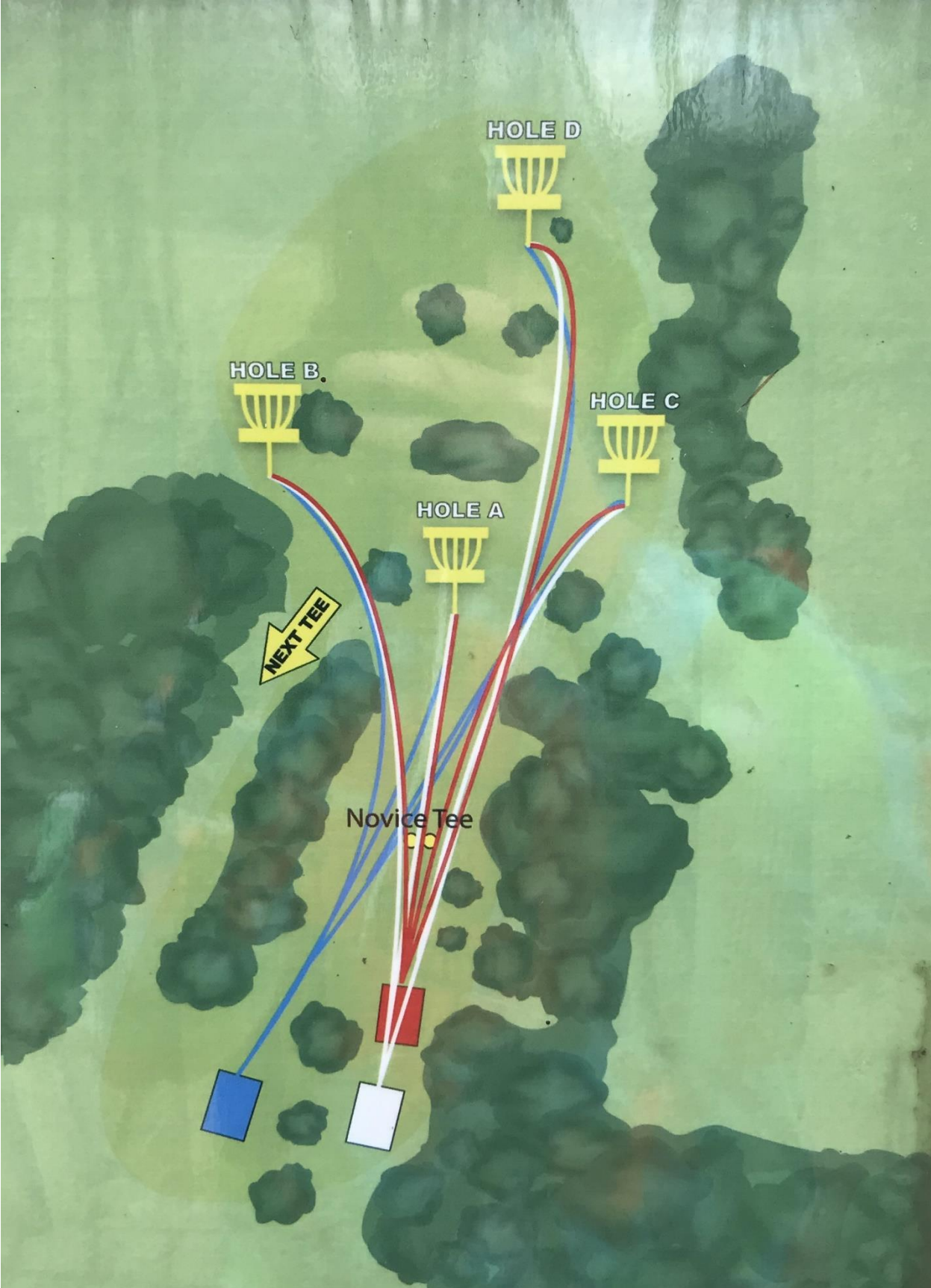
PIN: A B PAR: 3 DISTANCE: 275ft

HOLE NOTES:

325

N/A







Seneca Creek State Park

HOLE #

3

PRO and MA1: *BLUE TEE PAD*

PIN: A PAR: 3 DISTANCE: 330ft

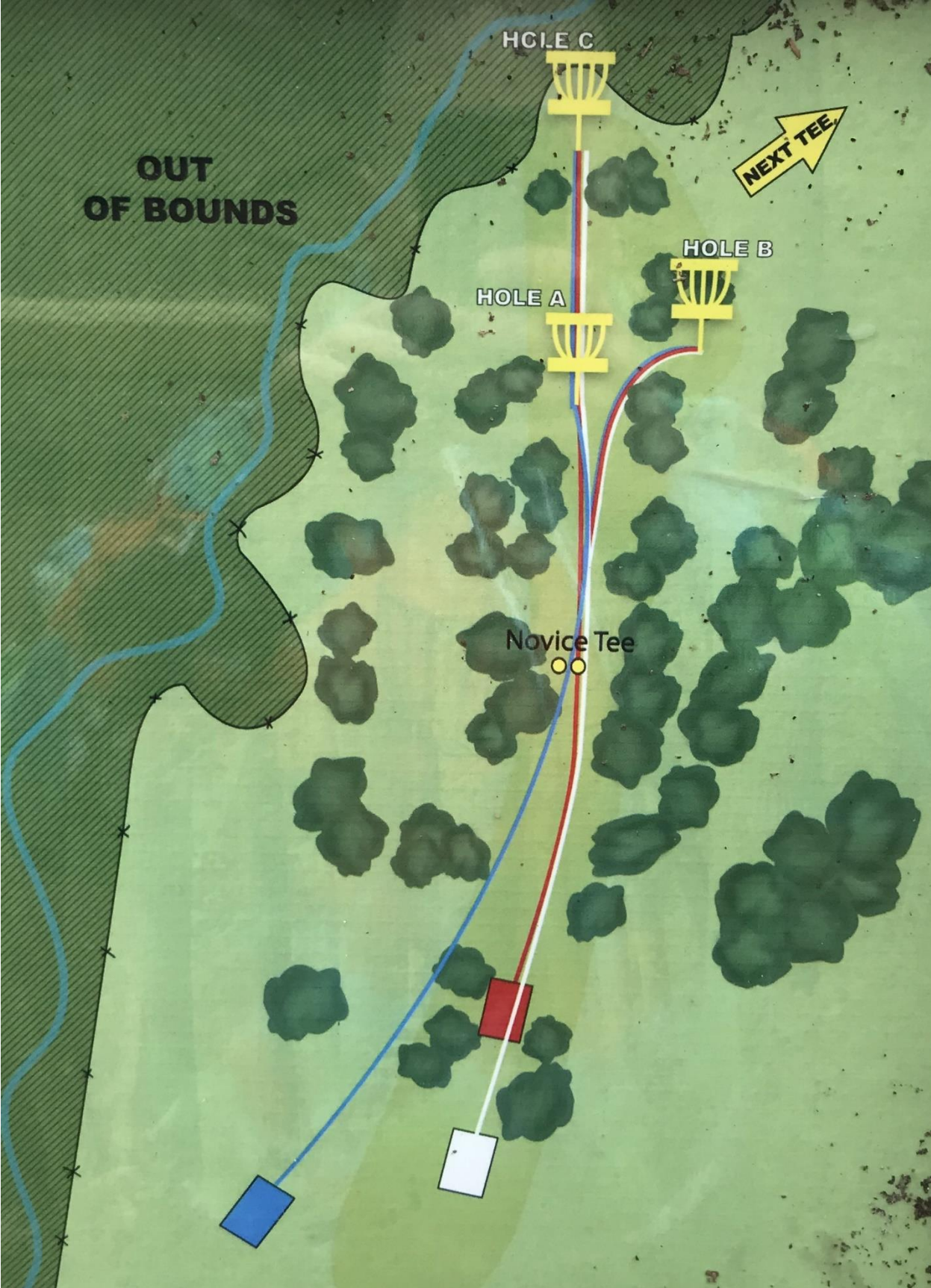
ALL OTHER DIVISIONS: *RED TEE PAD*

PIN: A PAR: 3 DISTANCE: 225ft

HOLE NOTES:

*OB line is on the left
side (and long)
along the creek.*







Seneca Creek State Park

HOLE #

4

PRO and MA1: RED TEE PAD

PIN: A PAR: 3 DISTANCE: 235ft

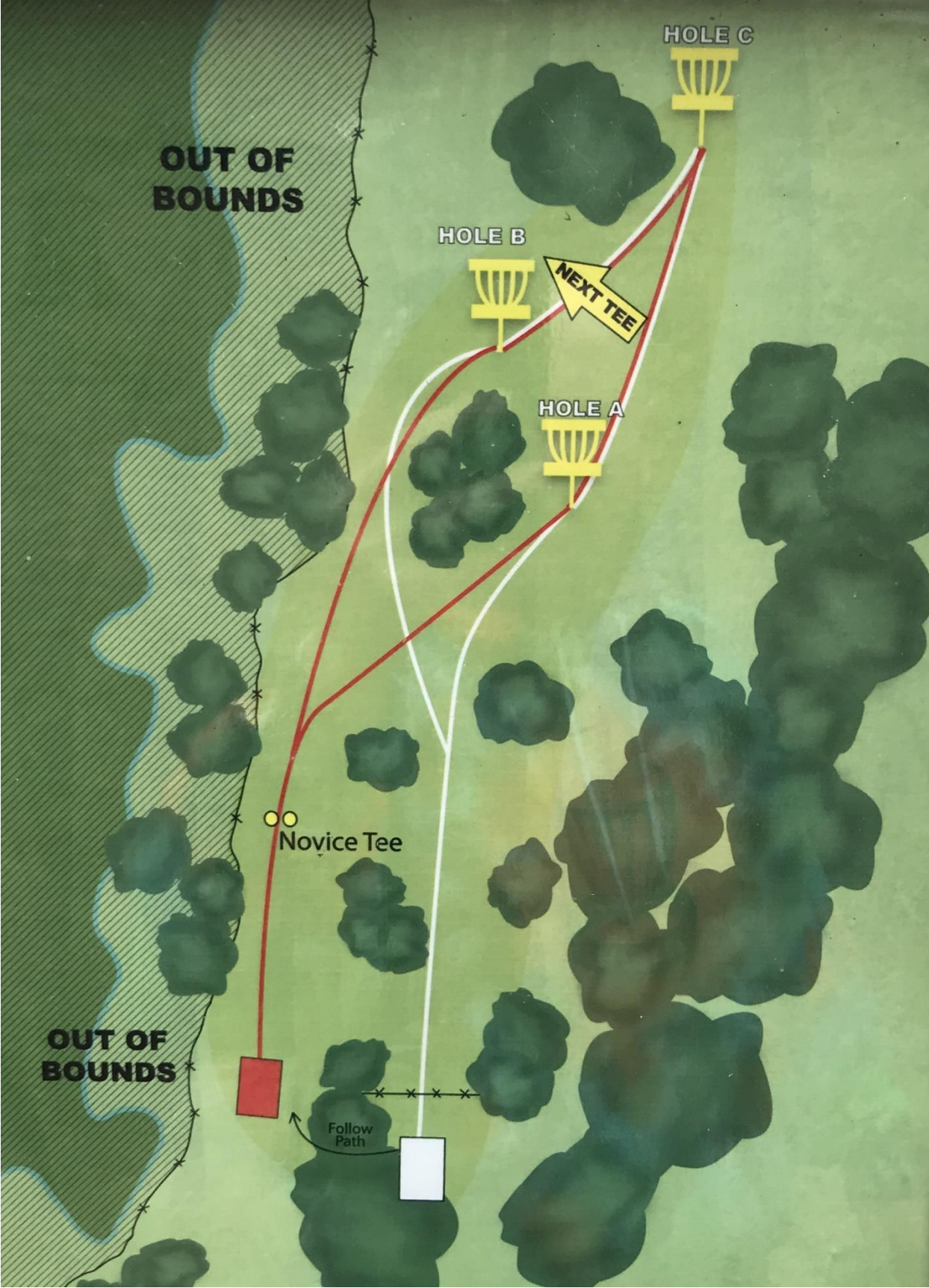
ALL OTHER DIVISIONS: RED TEE PAD

PIN: A PAR: 3 DISTANCE: 235ft

HOLE NOTES:

*OB line is on the left
side along the
creek.*







Seneca Creek State Park

HOLE #

5

PRO and MA1: *WHITE TEE PAD*

PIN: C PAR: 4 DISTANCE: 378ft

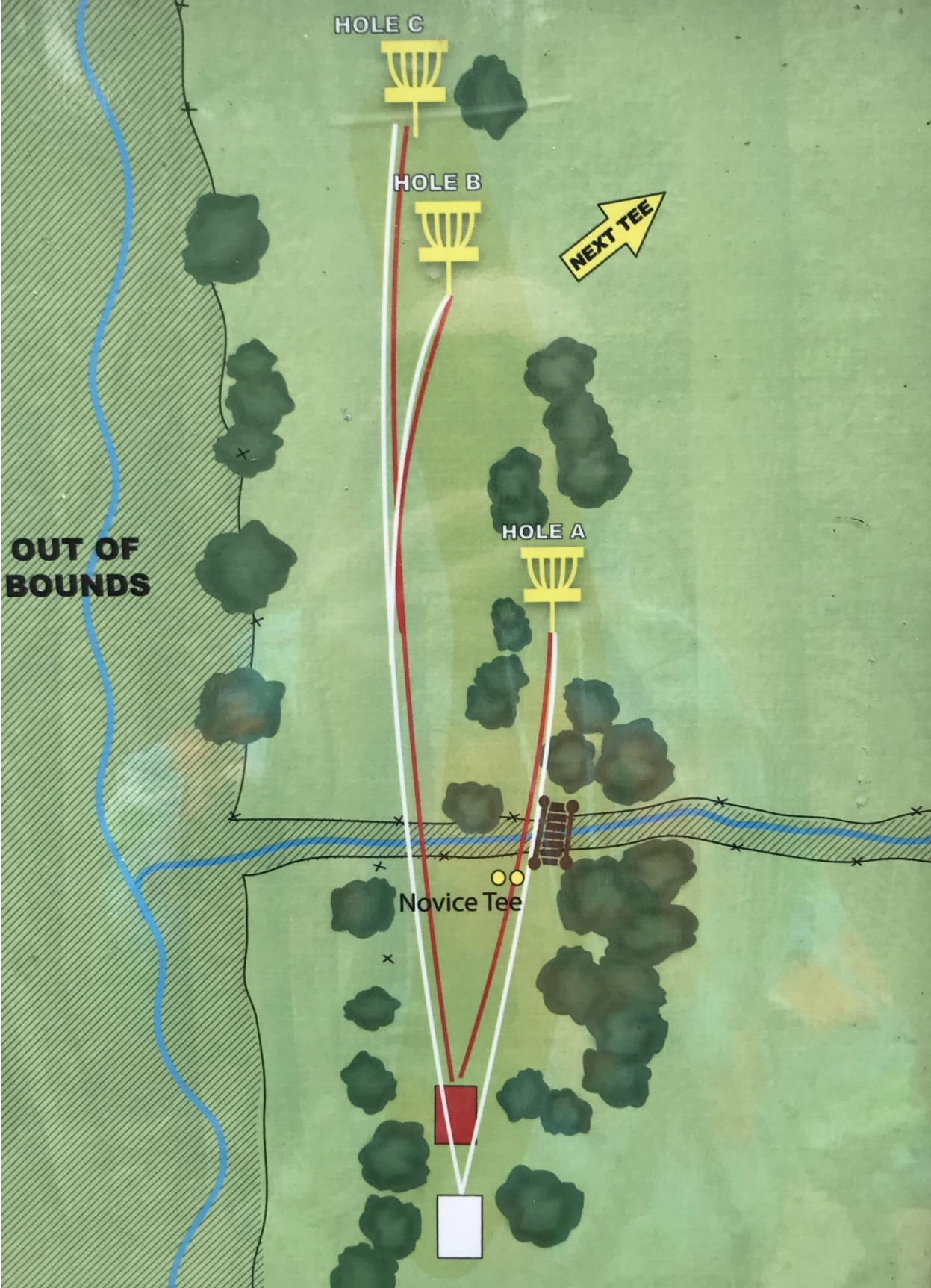
ALL OTHER DIVISIONS: *RED TEE PAD*

PIN: C PAR: 5 DISTANCE: 347ft

HOLE NOTES:

OB line is on the left side along the creek and crossing the fairway by bridge.







Seneca Creek State Park

HOLE #

6

PRO and MA1: RED TEE PAD

PIN: A PAR: 3 DISTANCE: 278ft

ALL OTHER DIVISIONS: RED TEE PAD

PIN: A PAR: 3 DISTANCE: 278ft

HOLE NOTES:

OB line is on the left side along the creek (past holes #5 and #13).







Seneca Creek State Park

HOLE #

7

PRO and MA1: RED TEE PAD

PIN: B PAR: 3 DISTANCE: 295ft

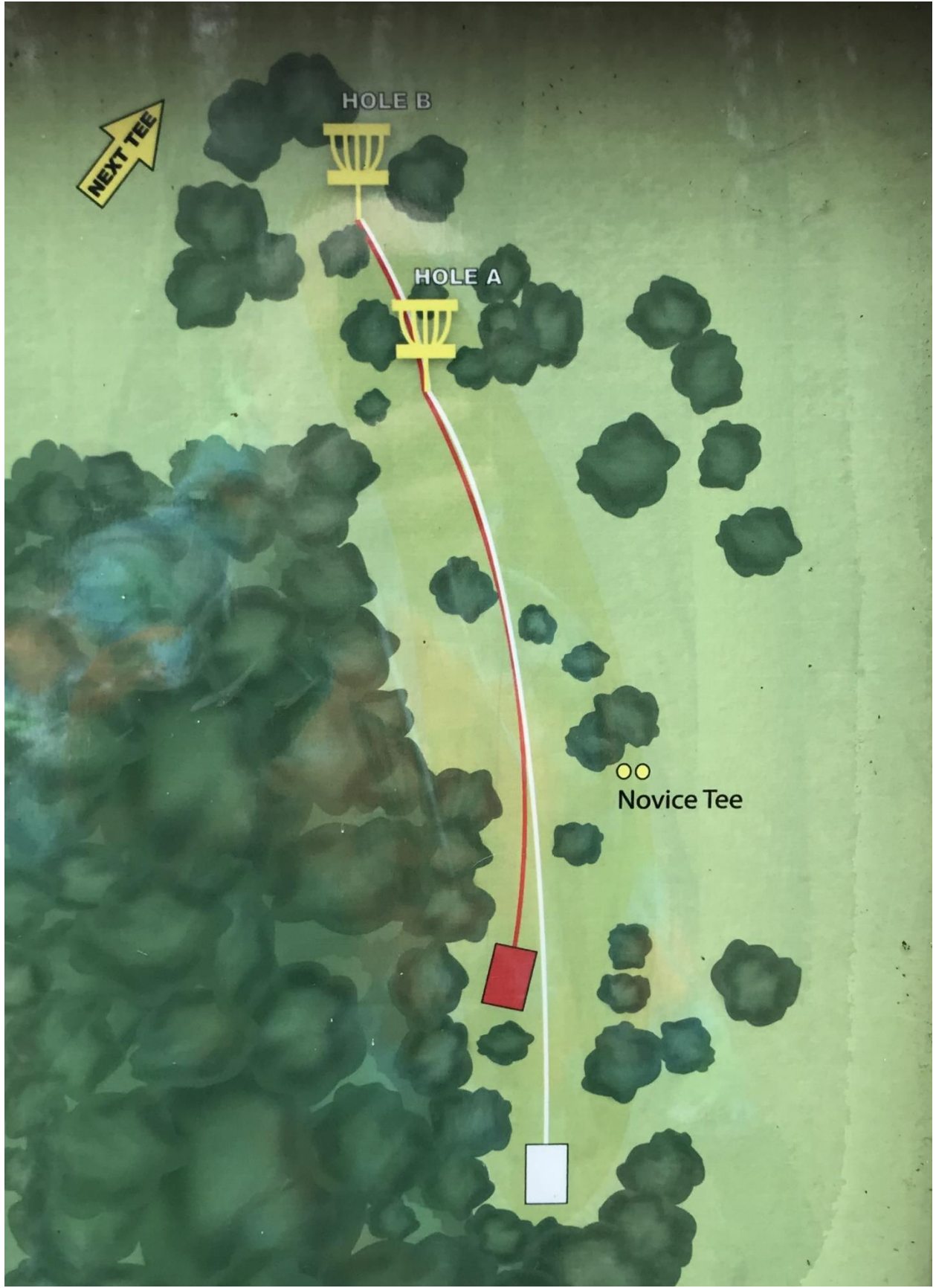
ALL OTHER DIVISIONS: RED TEE PAD

PIN: B PAR: 3 DISTANCE: 295ft

HOLE NOTES:

N/A





NEXT TEE

HOLE B

HOLE A

Novice Tee



Seneca Creek State Park

HOLE #

8

PRO and MA1: *WHITE TEE PAD*

PIN: B PAR: 3 DISTANCE: 329ft

ALL OTHER DIVISIONS: *RED TEE PAD*

PIN: B PAR: 3 DISTANCE: 290ft

HOLE NOTES:

N/A







Seneca Creek State Park

HOLE #

9

PRO and MA1: *WHITE TEE PAD*

PIN: B PAR: 3 DISTANCE: 404ft

ALL OTHER DIVISIONS: *WHITE TEE PAD*

PIN: A PAR: 3 DISTANCE: 340ft

HOLE NOTES:

N/A







Seneca Creek State Park

HOLE #

10

PRO and MA1: RED TEE PAD

PIN: D PAR: 4 DISTANCE: 460ft

ALL OTHER DIVISIONS: RED TEE PAD

PIN: D PAR: 4 DISTANCE: 460ft

HOLE NOTES:

N/A







Seneca Creek State Park

HOLE #

11

PRO and MA1: RED TEE PAD

PIN: C PAR: 3 DISTANCE: 270ft

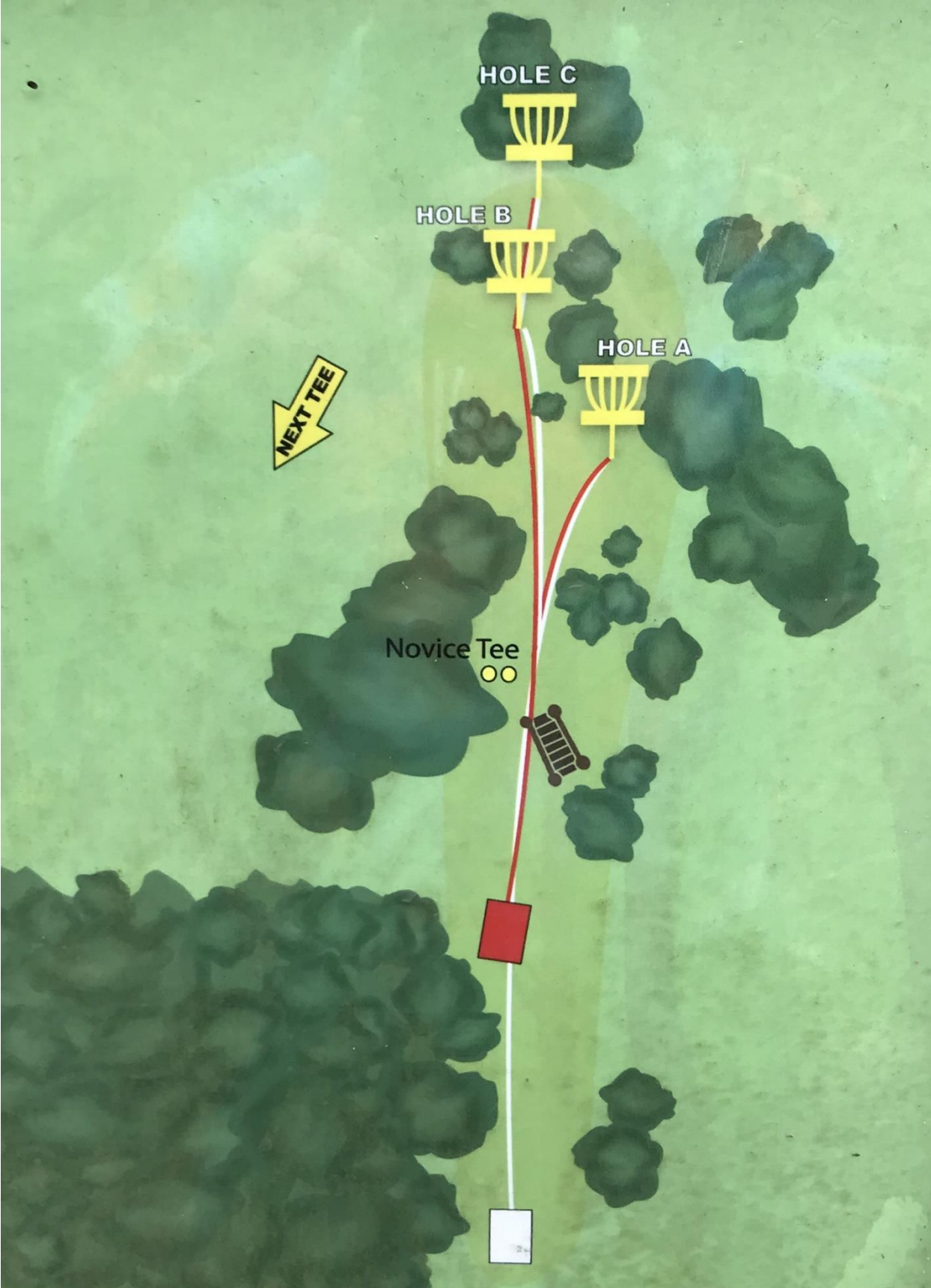
ALL OTHER DIVISIONS: RED TEE PAD

PIN: A PAR: 3 DISTANCE: 189ft

HOLE NOTES:

N/A







Seneca Creek State Park

HOLE #

12

PRO and MA1: RED TEE PAD

PIN: A PAR: 3 DISTANCE: 225ft

ALL OTHER DIVISIONS: RED TEE PAD

PIN: A PAR: 3 DISTANCE: 255ft

HOLE NOTES:

N/A







Seneca Creek State Park

HOLE #

13

PRO and MA1: RED TEE PAD

PIN: D PAR: 5 DISTANCE: 523ft

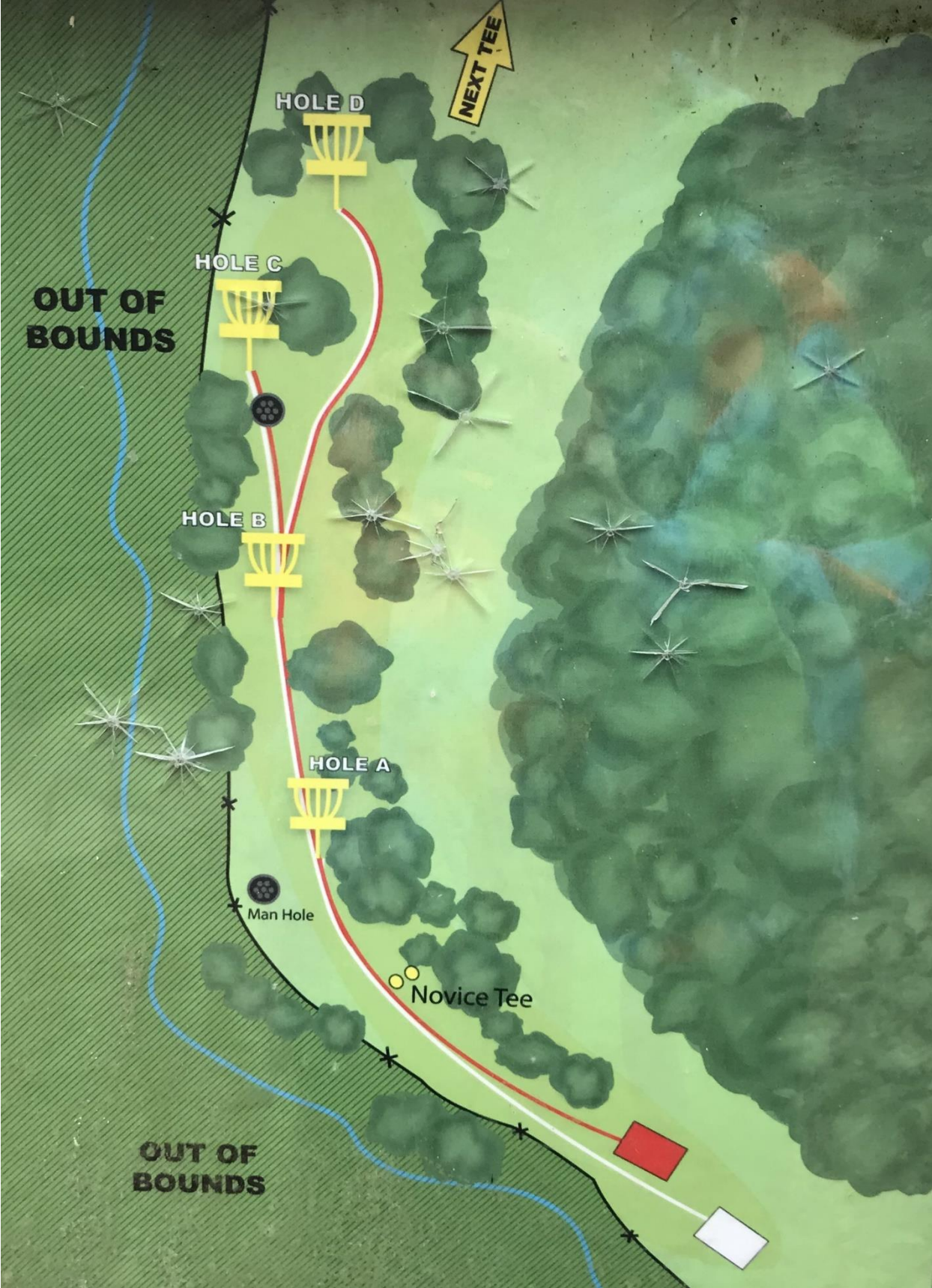
ALL OTHER DIVISIONS: RED TEE PAD

PIN: A PAR: 3 DISTANCE: 265ft

HOLE NOTES:

*OB line is on the left
side along the
creek.*







Seneca Creek State Park

HOLE #

14

PRO and MA1: RED TEE PAD

PIN: C PAR: 4 DISTANCE: 468ft

ALL OTHER DIVISIONS: RED TEE PAD

PIN: A PAR: 3 DISTANCE: 278ft

HOLE NOTES:

OB line is on the left side along the creek.







Seneca Creek State Park

HOLE #

15

PRO and MA1: *WHITE TEE PAD*

PIN: A B PAR: 3 DISTANCE: 250ft

ALL OTHER DIVISIONS: *RED TEE PAD*

PIN: A B PAR: 3 DISTANCE: 219ft

HOLE NOTES:

N/A







Seneca Creek State Park

HOLE #

16

PRO and MA1: *BLUE TEE PAD*

PIN: A PAR: 3 DISTANCE: 249ft

ALL OTHER DIVISIONS: *RED TEE PAD*

PIN: A PAR: 3 DISTANCE: 199ft

HOLE NOTES:

*Mando tree on right
(must pass to the
left). Drop zone is
novice (yellow) tee.*







Seneca Creek State Park

HOLE #

17

PRO and MA1: RED TEE PAD

PIN: B PAR: 3 DISTANCE: 297ft

ALL OTHER DIVISIONS: RED TEE PAD

PIN: B PAR: 3 DISTANCE: 297ft

HOLE NOTES:

N/A







Seneca Creek State Park

HOLE #

18

PRO and MA1: RED TEE PAD

PIN: A PAR: 3 DISTANCE: 219ft

ALL OTHER DIVISIONS: RED TEE PAD

PIN: A PAR: 3 DISTANCE: 219ft

HOLE NOTES:

N/A







Seneca Creek State Park

HOLE #

19

PRO and MA1: *WHITE TEE PAD*

PIN: B PAR: 3 DISTANCE: 359ft

ALL OTHER DIVISIONS: *RED TEE PAD*

PIN: A PAR: 3 DISTANCE: 262ft

HOLE NOTES:

N/A







Seneca Creek State Park

HOLE #

20

PRO and MA1: RED TEE PAD

PIN: New A PAR: 3 DISTANCE: 275ft

ALL OTHER DIVISIONS: RED TEE PAD

PIN: New A PAR: 3 DISTANCE: 275ft

HOLE NOTES:

(A-pin is straight back... not dog-leg right like B&C pins.)







Seneca Creek State Park

HOLE #

21

PRO and MA1: RED TEE PAD

PIN: C PAR: 3 DISTANCE: 378ft

ALL OTHER DIVISIONS: RED TEE PAD

PIN: A PAR: 3 DISTANCE: 335ft

HOLE NOTES:

N/A







Seneca Creek State Park

HOLE #

22

PRO and MA1: *WHITE TEE PAD*

PIN: C PAR: 3 DISTANCE: 475ft

ALL OTHER DIVISIONS: *WHITE TEE PAD*

PIN: C PAR: 4 DISTANCE: 475ft

HOLE NOTES:

N/A







Seneca Creek State Park

HOLE #

23

PRO and MA1: RED TEE PAD

PIN: C PAR: 4 DISTANCE: 381ft

ALL OTHER DIVISIONS: RED TEE PAD

PIN: A PAR: 3 DISTANCE: 200ft

HOLE NOTES:

Mando tree on crest of hill (must stay right) is only in play for the C-pin. DZ is old tee.







Seneca Creek State Park

HOLE #

24

PRO and MA1: RED TEE PAD

PIN: A B PAR: 3 DISTANCE: 283ft312

ALL OTHER DIVISIONS: RED TEE PAD

PIN: A B PAR: 3 DISTANCE: 283ft312

HOLE NOTES:

N/A





HOLE B

HOLE A

Novice Tee



Seneca Creek State Park

HOLE #

25

PRO and MA1: *WHITE TEE PAD*

PIN: C PAR: 3 DISTANCE: 440ft

ALL OTHER DIVISIONS: *RED TEE PAD*

PIN: C PAR: 3 DISTANCE: 338ft

HOLE NOTES:

*Mando tree on right
(must pass to the left).
DZ is novice (yellow) tee.*







Seneca Creek State Park

HOLE #

26

PRO and MA1: RED TEE PAD

PIN: C PAR: 3 DISTANCE: 361ft


ALL OTHER DIVISIONS: RED TEE PAD

PIN: C PAR: 4 DISTANCE: 361ft

HOLE NOTES:

N/A







Seneca Creek State Park

HOLE #

27

PRO and MA1: RED TEE PAD

PIN: C PAR: 4 DISTANCE: 358ft

ALL OTHER DIVISIONS: RED TEE PAD

PIN: A PAR: 3 DISTANCE: 225ft

HOLE NOTES:

N/A



